
15th ANNUAL REPORT

2024 - 2025

**SATTVA HOLDING AND TRADING
PRIVATE LIMITED**

♦ **BOARD OF DIRECTORS:**

Shri. Malav A. Dani	Director
Shri. Bomi P. Chinoy	Director
Shri Viraf R. Mehta	Director
Shri Phillie D. Karkaria	Director

♦ **KEY MANAGERIAL PERSONNEL:**

Shri. Percy J. Dajee	: CEO, CFO & Principal Officer
Smt. Harshhika K. Limbachia	: Company Secretary & Chief Compliance Officer

♦ **JOINT STATUTORY AUDITORS:**

M/s. G.M. Kapadia & Co., Chartered Accountants, Mumbai
M/s. G.P. Kapadia & Co., Chartered Accountants, Mumbai

♦ **SECRETARIAL AUDITORS:**

Mrs. Prerna Jadhav, Partner of M/s. Robert Pavrey & Associates LLP, Company Secretaries

♦ **BANKERS:**

HDFC Bank Limited
Kotak Mahindra Bank
Standard Chartered Bank

♦ **REGISTERED OFFICE & CORPORATE OFFICE:**

SATTVA HOLDING AND TRADING PRIVATE LIMITED
CIN: U65923MH2011PTC214070
Unit No. 205, 2nd Floor, Welspun House,
Kamala City, Lower Parel (West),
Mumbai - 400013.

♦ **REGISTRAR & TRANSFER AGENT:**

MUFG Intime India Private Limited
(Formerly known as: Link Intime India Private Limited)
C 101, 247 Park, LBS Road, Surya Nagar,
Gandhi Nagar, Vikhroli West,
Mumbai, Maharashtra 400083

CONTENTS	PAGE NOS.
15 th Annual General Meeting Notice	4
Boards' Report along with annexures	6
Standalone Auditor's Report	28
Standalone Financial Statements	40

FIFTEENTH ANNUAL GENERAL MEETING

Day & Date: Wednesday, 30th July, 2025

Time: 5:00 p.m.

Deemed Venue: Unit No. 205, Welspun House, Kamala City, S B Marg, Lower Parel
(W), Mumbai 400013.

NOTICE

NOTICE IS HEREBY GIVEN THAT THE FIFTEENTH ANNUAL GENERAL MEETING OF THE MEMBERS OF SATTVA HOLDING AND TRADING PRIVATE LIMITED WILL BE HELD ON WEDNESDAY, 30TH JULY, 2025 AT 5:00 P.M. (IST) THROUGH VIDEO CONFERENCING ("VC") / OTHER AUDIO-VISUAL MEANS ("OAVM"), FOR THE PURPOSE OF TRANSACTING THE FOLLOWING ITEMS OF BUSINESS. THE VENUE OF THE MEETING SHALL BE DEEMED TO BE THE REGISTERED OFFICE OF THE COMPANY AT UNIT NO. 205, WELSPUN HOUSE, KAMALA CITY, S B MARG, LOWER PAREL (W), MUMBAI 400013.

ORDINARY BUSINESS:

1. To receive, consider and adopt the Audited Standalone Financial Statements of the Company for the financial year ended 31st March, 2025 together with the Reports of the Board of Directors and Auditors thereon.


Registered Office:

Unit no. 205, 2nd Floor,
Welspun House, Kamala city,
Lower Parel (West), Mumbai-400013.
Phone: (022) 40016500
Email: sec@sattvaholding.com
Web: www.sattvaholding.com
CIN: U65923MH2011PTC214070

Date: 23rd May, 2025

Place: Mumbai

By order of the Board
For **SATTVA HOLDING AND
TRADING PRIVATE LIMITED**


Harshhika Limbachia
Company Secretary &
CCO

NOTES:-

1. In accordance with the provisions of the Act, read with the Rules made thereunder and General Circular nos. 14/2020 dated April 8, 2020, 17/2020 dated April 13, 2020, 20/2020 dated May 5, 2020, 02/2021 dated January 13, 2021, 21/2021 dated December 14, 2021, 2/2022 dated May 5, 2022, 10/2022 dated December 28, 2022, 09/2023 dated September 25, 2023 and 09/2024 dated September 19, 2024 issued by the Ministry of Corporate Affairs ("MCA") (hereinafter collectively referred to as "the Circulars"), companies are allowed to hold AGM through Video Conference ("VC") or Other Audio Visual Means ("OAVM") upto September 30, 2025 without the physical presence of members at a common venue. Hence, in compliance with the Circulars, the AGM of the Company is being held through VC/OAVM.
2. As the AGM shall be conducted through VC / OAVM, physical attendance of members is not required and the facility for appointment of Proxy by the Members is not available for this AGM and hence the Proxy Form and Attendance Slip including Route Map are not annexed to this Notice.
3. Corporate members intending to send their authorised representatives to attend the AGM pursuant to Section 113 of the Act, are requested to send to the Company, a certified copy (in PDF/ JPG Format) of the relevant Board Resolution/ Authority letter etc. authorising its representatives to attend the AGM, by e-mail to sec@sattvaholding.com.
4. Procedure to join the meeting; The Members will be provided with a facility to attend the AGM through online mode by clicking on the link provided in email.

5. Facility of joining the AGM through VC / OAVM shall open 30 minutes before the time scheduled for the AGM.
6. Members attending the AGM through VC / OAVM shall be counted for the purpose of reckoning the quorum under Section 103 of the Act.
7. In compliance with the aforementioned MCA Circulars, Notice of the AGM along with the Annual Report 2024-25 is being sent only through electronic mode to those Members whose email addresses are registered with the Company. In case any member is desirous of obtaining physical copy of the Annual Report for the financial year 2024- 25 and Notice of the AGM of the Company, he/ she may send a request to the Company by writing at sec@satvaholding.com.
8. Relevant documents referred to the accompanying Notice and the statements are open for inspection by the members at the registered office of the Company between 11.00 a.m. to 1.00 p.m. on all the working days excluding Saturdays, Sundays & Public Holidays during the business hours up to the date AGM and the same is also available for inspection by the members at the meeting.

Your Directors have pleasure in presenting the Fifteenth Annual Report of the Company along with the Audited Financial Statements for the financial year ended 31st March, 2025.

COMPANY PERFORMANCE:

Financial Highlights:

Particulars	(Rs. In Lakhs)	
	2024-25	2023-24
Revenue from operation	18,051.62	14,660.29
Other Income	0	-
Total Revenue	18,051.62	14,660.29
Total Expenses	5439.52	5,704.05
PROFIT BEFORE TAXES	12612.10	8,956.24
Less: Provision for taxation	3575	2,806.10
Excess provision of tax relating to earlier years	27.49	0.50
Deferred Tax	(0.92)	0.14
PROFIT AFTER TAXES	9010.53	6,149.50
Other Comprehensive Income	(2,63,335.83)	41,293.64
(C) Total Comprehensive Income	(2,54,325.30)	47,443.14
Earnings per share		
Basic (INR)	439.54	299.98
Diluted (INR)	439.54	299.98

OPERATIONS:

During the financial year 2024-25 under review, standalone revenue increased to Rs. 18,051.62 Lakhs as compared to Rs. 14,660.29 Lakhs in the previous financial year 2023-24. Increase of 23.13% in the revenue is largely due to increase in the receipt of dividend from the group companies.

The Profit After tax for the current financial year is Rs 9010.53 Lakhs as compared to Rs. 6,149.49 Lakhs in the previous financial year, resulting in an increase of 46.52 % in the profit.

STANDALONE FINANCIAL STATEMENT:


The audited financial statements of the Company drawn up on standalone basis, for the financial year ended March 31, 2025, are in accordance with the requirements of the Companies (Indian Accounting Standards) Rules, 2015 ["Ind AS Rules"] prescribed under Section 133 of the Companies Act, 2013 read with the relevant rules and other accounting principles.

DIVIDEND:

Board of Directors at their meeting held on 29th June, 2024, declared an interim dividend of Rs. 20/- per share on the Equity Shares of the Company from the profits of the financial year 2023-24, in compliance with the provisions of Section 123 of the Companies Act, 2013 and Reserve Bank of India Circular Ref No. RBI/2021-22/59 DOR.ACC.REC.No.23/21.02.067/2021-22 dated June 24, 2021.

The Company did not propose any final dividend for FY 2023-24. Further the Company does not propose any Dividend for FY 2024-25.

Dividend Distribution Policy of the Company is available on its website www.sattvaholding.com



Dividend Distribution Policy of the Company is available on its website www.sattvaholding.com

TRANSFER TO RESERVES:

The Company has transferred Rs. 1802.11 lakhs to the Statutory Reserve in accordance with section 45-IC of the Reserve Bank of India Act, 1934, wherein not less than twenty percent of the net profit is to be transferred to such reserve.

Further, the Company has not transferred any amount to any other reserves.

SHARE CAPITAL:

The Authorised Share Capital of the Company was Rs. 2,20,00,000/- divided into 20,50,000 equity shares of Rs. 10/- each, 1,00,000 Redeemable Preference Shares of Rs.10 each and 50,000 Unclassified shares of Rs. 10/-each. The paid-up equity share capital of the company was Rs. 2,05,00,000/- as on 31st March, 2025. During the financial year under review, there was no change in the Share Capital of the Company.

TRANSFER OF SHARES:

During the financial year under review, there was no transfer of shares.

NON-ACCEPTANCE OF DEPOSITS:

During the Financial Year 2024-25, your Company has not accepted any deposits within the meaning of Section 73 of the Companies Act, 2013 read with the Companies (Acceptance of Deposits) Rules, 2014 (as amended) and as such, no amount of principal or interest was outstanding as of the date of balance sheet. Further, the Company did not borrow funds from any of the Director of the Company during FY 2024-25.

CIC REGISTERED WITH RESERVE BANK OF INDIA("RBI"):


Your Company is a Middle Layer, Core Investment Company registered with Reserve Bank of India vide its Certificate dated 21st June 2019.

MATERIAL CHANGES AND COMMITMENTS, IF ANY, AFFECTING THE FINANCIAL POSITION OF THE COMPANY WHICH HAVE OCCURRED BETWEEN THE END OF THE FINANCIAL YEAR OF THE COMPANY TO WHICH THE FINANCIAL STATEMENTS RELATE AND THE DATE OF THIS REPORT:

There have been no material changes and commitments, affecting the financial position of the Company which has occurred between the end of the financial year of the Company to which the financial statements relate and the date of this report.

CONSERVATION OF ENERGY, TECHNOLOGY ABSORPTION, FOREIGN EXCHANGE EARNING AND OUTGO:

Your Company is engaged in Investment, Trading and holding financial & Non-financial assets, its activities do not involve any expenditure on Technology and Research and Development and, therefore, the other particulars in the Rule 8 of Companies (Accounts) Rules, 2014 are not required to be submitted. Further, the Company is not energy intensive. However, every effort is made to ensure optimum use of energy by using energy- efficient computers, processes, and other office equipment. Constant efforts are made through regular/ preventive maintenance and upkeep of existing electrical equipment to minimize breakdowns and loss of energy.



Foreign Exchange earnings: Nil
Foreign Exchange Outgo: Nil

ISSUE AND LISTING OF DEBENTURES:

There are no Debentures outstanding as on 31st March, 2025.

DIRECTORS AND KEY MANAGERIAL PERSONNEL:

Mr. Malav A. Dani (DIN: 01184336), Mr. Bomi P. Chinoy (DIN: 07519315), Mr. Viraf R. Mehta (DIN: 00352598) and Mr. Phillie D Karkaria (DIN 00059397) were the Directors of the Company as on 31st March, 2025. There were no changes in the Board of Directors during the financial year 2024-25

The Company has received the declarations and undertakings in accordance with the requirements under 'Fit and Proper criteria' prescribed for the CICs by RBI vide its review guidelines notification dated 13th August 2020, from all the Directors. The details provided by the Directors were satisfactory in accordance with the requirement. The 'Deed of Covenants' has been executed between the Company and Directors. The policy on fit and proper criteria is placed at the Company's website at following link <http://sattvaholding.com/Display>

Mrs. Hetali Mehta ceased to be the Company Secretary and Chief Compliance Officer of the Company with effect from 31st March 2025 and Ms. Harshhika Limbachia was appointed as the Company Secretary and Chief Compliance Officer of the Company with effect from 01st April 2025.

NUMBER OF MEETINGS OF THE BOARD DURING THE FINANCIAL YEAR ENDED 31ST MARCH, 2025:

During the financial year under review, the Board of Directors met 7 (Seven) times, on the following dates:

Sr. No.	Date of Board Meeting
1)	10 th May, 2024
2)	29 th June, 2024
3)	08 th August, 2024
4)	30 th September, 2024
5)	15 th November, 2024
6)	21 st January, 2025
7)	28 th March 2025

Number of meetings attended by each Director:

Sr. No.	Particulars	DIN	Meeting Attended
1.	Malav A. Dani	01184336	7
2.	Bomi P. Chinoy	07519315	6
3.	Viraf R. Mehta	00352598	7
4.	Phillie D. Karkaria	00059397	7

COMMITTEES:

The Company has constituted Risk Management Committee, Asset Liability Management Committee, Group Risk Management Committee, Committee of Senior Executives (Risk Based Internal Audit), Audit Committee and Nomination and Remuneration Committee in accordance with the provisions of Master Direction - Core Investment Companies (Reserve Bank) Directions, 2016 and Scale Based Regulations of Reserve Bank of India.

The scope, composition and terms of reference of the committees in accordance with the applicable provisions as quoted above is provided in the Corporate Governance Report attached as **'Annexure**



1'to this report. The same is also available on the website of the Company at www.sattvaholding.com as a part of Annual Report for FY 2024-25.

AUDITORS:

At the Annual General Meeting held on July 26, 2024, M/s. G.M. Kapadia & Co., Chartered Accountants, Mumbai (Firm Registration No: 104767W), were appointed as the Joint Statutory Auditors of the Company for a term of three years to hold the office till the conclusion of the Annual General Meeting to be held for the financial year 2026-27.

At the 12th Annual General Meeting of the Company held on September 29, 2022, M/s. G.P. Kapadia & Co., having Firm Registration no. 104768W, were appointed as Joint Statutory Auditors of the Company, holding office for a period of three years until the conclusion of the ensuing 15th Annual General Meeting (AGM). The tenure of M/s. G.P. Kapadia & Co. is expiring at this 15th AGM. The requirement of Joint Audit is applicable to CICs having an Asset Size of Rs. 15,000 Crores or more in the previous year. Since the Company's Asset Size is below the given threshold, the Company is not required to appoint Joint Auditors. Hence G.M. Kapadia & Co. will continue as Statutory Auditors for FY 2025-26.

AUDITORS' REPORT:

The auditors' report for the financial year ended 31st March 2025 does not contain any qualifications, reservations or adverse remarks.

DETAILS OF FRAUDS REPORTED BY AUDITORS:

There were no frauds reported by the Statutory Auditors under provisions of Section 143(12) of the Companies Act, 2013 and rules made thereunder.

SECRETARIAL AUDIT AND SECRETARIAL COMPLIANCE REPORT:

Pursuant to the provisions of Section 204 of the Act read with the Companies (Appointment and Remuneration of Managerial Personnel) Rules, 2014, the Board of Directors had appointed M/s. Robert Pavrey & Associates LLP as Secretarial Auditor of the Company. The Audit Report issued by Mrs. Prerna Jadhav, Partner of M/s. Robert Pavrey & Associates LLP, is attached as "Annexure 2". The report for the financial year ended 31st March 2025 does not contain any qualifications, reservations or adverse remarks.

INTERNAL FINANCIAL CONTROLS

The Company has in place adequate internal financial controls with reference to financial statements. During the financial year, such controls were tested and no reportable material weakness in the design or operation was observed.

HOLDING COMPANY:

The Company continued as a Wholly Owned Subsidiary of Rayirth Holding and Trading Company Private Limited (Rayirth) and during the year under review Rayirth was continued as the subsidiary of Mefree LLP.

Mefree LLP is the Ultimate Holding Entity of the Reporting Company.

DETAILS OF SUBSIDIARY COMPANY, ASSOCIATE COMPANY AND JOINT VENTURES:

Your Company's subsidiary, Canes Venatici Trading Private Limited has reported a loss of Rs. 1.28 lakhs during the financial year ended 31st March 2025.



Your Company does not have any Associate or Joint Venture Companies. A statement containing salient features of the financial statements and other necessary information of the subsidiary companies in the format prescribed under Form AOC-1 is included in the Annual Report as **'Annexure 3'**.

PARTICULARS OF LOANS, GUARANTEES OR INVESTMENTS UNDER SECTION 186 OF THE COMPANIES ACT, 2013 DURING THE FINANCIAL YEAR 2023-24:

The Company is registered as Core Investment Company with RBI. Thus, the provision of Section 186 except sub-section (1) of the Act is not applicable to the Company.

DIRECTORS' RESPONSIBILITY STATEMENT UNDER SECTION 134(3)(c) OF THE COMPANIES ACT, 2013:

Your Directors state that:

- (a) In the preparation of the annual accounts for the year ended 31st March, 2025, the applicable accounting standards had been followed and there are no material departures from the same;
- (b) The Directors have selected such accounting policies and applied them consistently and made judgements and estimates that are reasonable and prudent so as to give a true and fair view of the state of affairs of the Company as at 31st March, 2025 and of the Profit and Loss of the Company for the year ended on that date;
- (c) The Directors have taken proper and sufficient care for the maintenance of adequate accounting records in accordance with the provisions of the Companies Act, 2013 for safeguarding the assets of the Company and for preventing and detecting fraud and other irregularities;
- (d) The Directors have prepared the annual accounts on a 'going concern' basis.
- (e) The Directors have devised proper systems to ensure compliance with the provisions of all applicable laws and that such systems are adequate and operating effectively.
- (f) The Directors have laid down proper internal financial control and that such internal financial controls are adequate and operating effectively.

SECRETARIAL STANDARDS:

During the financial year, the Company has complied with the applicable provisions of the Secretarial Standards issued by the Institute of Company Secretaries of India.

RISK MANAGEMENT:

The Company has laid down a Risk Management Policy, defining Risk profiles involving Strategic, Technological, Operational, Financial, Organisational, Legal and Regulatory risks within a well-defined framework. The Risk Management Policy acts as an enabler of growth for the Company by helping its businesses to identify the inherent risks, assess, evaluate and monitor these risks continuously and undertake effective steps to manage these risks.

During the year under view. The Risk Management Committee consisted of Mr. Percy Dajee, CEO, CFO & Principal Officer, as the Chairman and Mr. Bomi Chinoy, Director, Mrs. Hetali Mehta, Company Secretary & CCO, Ms. Divya Jain, Manager – Accounts & Finance and Mrs. Mona Thakkar, Chief Risk Officer as the members were appointed in accordance with the requirements provided RBI notification no. RBI/2019-20/88 DOR.NBFC (PD) CC. No.102/03.10.001/2019-20 dated 4th November 2020 to review the robustness of the Risk Management Policy. The periodical update on



the risk management practices and mitigation plan, if any of the Company were placed before the Board of Directors. The Board periodically reviews the updates and findings of the Committee.

Additionally, the Company conducts Risk Based Internal Audit on half-yearly basis which is reviewed and managed by Mr. Burzin Vimadala, Head – Internal Audit along with Committee of Senior Executives. The Committee reports to the Audit Committee and Board of Directors of the Company with the observations, if any.

EXTRACT OF ANNUAL RETURN:

Pursuant to provisions of Section 92(3) of the Companies Act, 2013 and Rule 12(1) of the Companies (Management and Administration) Rules, 2014 as amended from time to time, the Annual Return of the Company for FY 2024-25 in Form MGT-7 shall be displayed on the website of the Company at www.sattvaholding.com once the same is filed by the Company.

PARTICULARS OF CONTRACTS OR ARRANGEMENTS WITH RELATED PARTIES:

During the year, the Company had not entered into any contract / arrangement / transactions with related parties which were not in the ordinary course of business or not on arms' length basis. The Company had not entered into any transaction with related party that could be considered as material. The related party transactions are disclosed under the Notes to Financial Statements for the year 2024-25.

The particulars of contracts or arrangements with related parties referred to in Section 188(1), as prescribed in Form AOC – 2 under the Companies Act, 2013, is not applicable to the Company since there are no transactions with related parties which are not in the ordinary course of business or not on an arm's length basis.

Additional Related Party Disclosures in compliance with the Scale Based Regulations of Reserve Bank of India to the extent applicable to the Company, are provided in the financials of the Company. The policy on Related Party Transactions as approved by the Board is uploaded on the Company's website <http://sattvaholding.com/Display/codeofConduct>.

CHANGE IN THE NATURE OF BUSINESS, IF ANY:

There is no change in the nature of business carried on by the Company. The Company has not changed the class of business in which the Company has an interest.

SEXUAL HARASSMENT POLICY:

The Company has formed and implemented the policy on Sexual Harassment of Women at Workplace pursuant to the provisions of Sexual Harassment of Woman at Workplace (Prevention, Prohibition & Redressal) Act 2013. However, number of employees in the Company is less than the prescribed limit. Hence, the Company has not formed any committee as required under aforesaid provisions.

The company did not receive any such complaints during the year.

DISCLOSURES AS PER RBI:

a. List of group entities that were not consolidated in the Consolidated Financial Statement


Name of the entity	Asian Paints Limited	Canes Venatici Trading Private Limited
--------------------	----------------------	--



Type of business	Manufacturer of Paints, Adhesives and other decorative products	Trading in Goods and Merchandise
Debt-equity ratio	0.00	N.A.
Profitability of last two years	FY 2023-24 - 5,31,501 lakhs FY 2024-25 - 3,58,488 lakhs	FY 2023-24 - (1.53) lakhs FY 2024-25 - (1.28) lakhs
Nature and type of exposure on the entity	Equity Holding of 5.71%	Equity Holding of 100%
Total exposure of the CIC towards non-financial business	Investment by the Company in Asian Paints Limited is Rs 1026.18 crore	Investment by the Company in Canes Venatici Trading Pvt Ltd is Rs 1 lakh
Loans and Advances to the firms/Companies in which Directors are interested	NIL	NIL
Investments by the loanee of the CIC in the shares of parent company and group companies	NA	NA
Reason for not consolidating	Pursuant to the provisions of Companies Act, 2013, the Company is required to consolidate the books of accounts of its subsidiary and associate companies. However, Asian Paints Limited is neither a subsidiary nor an associate company of your Company. Accordingly, the books of accounts of Asian Paints Limited are not consolidated with the books of accounts of your Company.	The Company being an intermediate holding Company, is not required to consolidate the financial statements, since the ultimate holding company i.e., Rayirth Holding and Trading Company Pvt Ltd. shall prepare consolidated financial statements, as per IND AS 110.

b. Miscellaneous Disclosures as per RBI:

Registration/ licence/ authorisation, by whatever name called, obtained from other financial sector regulators	Nil
Penalties imposed by RBI and other regulators including strictures or directions on the basis of inspection reports or other adverse findings	Nil
If the auditor has expressed any modified opinion(s) or other reservation(s) in his audit report or limited review report in respect of the financial results of any previous financial year or quarter which has an impact on the profit or loss of the reportable period, with notes on -	Nil



(i) How the modified opinion(s) or other reservation(s) has been resolved; or (ii) If the same has not been resolved, the reason thereof and the steps which the CIC intends to take in the matter.	
--	--

SIGNIFICANT AND MATERIAL ORDERS PASSED BY THE REGULATORS OR COURTS OR TRIBUNALS IMPACTING THE GOING CONCERN STATUS AND THE COMPANY'S OPERATIONS IN FUTURE:

There have been no significant and material orders passed by the regulators, courts and tribunals impacting the going concern status of the Company's operations in future.

PARTICULARS OF EMPLOYEES:

During the financial year under review, the Company has no employee covered under Rule 5(2) of the Companies (Appointment and Remuneration of Managerial Personnel) Rules, 2014, as amended.

CORPORATE SOCIAL RESPONSIBILITY ("CSR"):

The provisions of section 135 of the Companies Act, 2013 is not applicable to the Company. The Company is an NBFC (CIC) registered Company, and its major income is from dividend received by it which is exempted while calculating the net profit of the Company for the purpose of eligibility requirements for CSR spendings. Therefore, pursuant to the provisions of Section 135 of the Companies Act, 2013, gross amount required to be spent by the Company during the year was NIL.

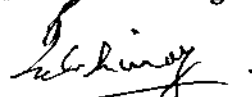
CORPORATE GOVERNANCE REPORT:

Scale Based Regulations of Reserve Bank of India has mandated all the Upper Layer and Middle Layer Companies to prepare and attach a Corporate Governance Report in the format prescribed under these regulations with effect from the financial year 2022-23. Accordingly, the Board of Directors have approved the Corporate Governance Report at their meeting held on 23rd May, 2025, which forms part of this report as 'Annexure 1'.

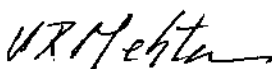
ACKNOWLEDGEMENTS

Your Directors placed on record their appreciation and thanks to the principals for their continued support, guidance and commitment. Your directors also wish to thank the bankers, customers and all business associates for their trust and faith placed on the company. Your Directors place on record their appreciation of the contributions made by the employees to the growth of the Company during the year.

**On behalf of the Board
For Sattva Holding and Trading Private Limited**



Bomi P. Chinoy
Director (DIN: 07519315)



Viraf R. Mehta
Director (DIN: 00352598)

Place: Mumbai
Date: 23rd May, 2025

Annexure 1

CORPORATE GOVERNANCE REPORT

Reserve Bank of India through Scale Based Regulations have mandated all the upper layer and middle layer NBFCs to include disclose corporate governance disclosures in their financial statements. Your Company, being a Core Investment Company and forming part of the middle layer, is required to prepare and include this report in its financial statements for FY 2024-25.

As per the Scale Based Regulations, Non-listed NBFCs at the minimum should disclose following under the corporate governance section of the annual report.

I. Composition of the Board as on 31st March, 2025

Sr. No.	Name of Director	Director since	Capacity (i.e. Executive/Non-Executive/Chairman/Promoter/Nominee/Independent)	DIN	Number of Board Meetings		No. of other Directorships	Remuneration			No. of shares held in and Convertible instruments held in the NBFC
					Held	Attended		Salary & Other Compensation	Sitting Fee	Commission	
1.	Mr. Malav A. Dani	13/02/2013	Promoter & Non-Executive Director	01184336	7	7	8	-	2,75,000	-	1 as a Nominee of Rayirth Holding and Trading Company Pvt. Ltd.
2.	Mr. Bomi P. Chinoy	29/03/2017	Independent Director	07519315	7	6	3	-	2,35,000	-	NIL
3.	Mr. Viraf R. Mehta	11/07/2022	Non-Executive Director (w.e.f. 1 st April, 2023)	00352598	7	7	5	35,83,667	-	-	NIL
4.	Mr. Phillie D. Karkaria	29/03/2023	Independent Director	00059397	7	7	2	-	2,75,000	-	NIL

Details of change in composition of the Board during the current and previous financial year:

Sr. No.	Name of Director	Capacity (i.e., Executive/Non-Executive/Chairman/Promoter/Nominee/Independent)	Nature of Change (Resignation, Appointment)	Effective Date
1	NIL			

Where an independent director resigns before expiry of her/ his term, if yes, the reasons for resignation as given by her/him:

No Independent Director resigned before expiry of the term.

Details of any relationship amongst the directors inter-se shall be disclosed:

None of the Directors of the Company have any inter-se relationship with each other.



II. Committees of the Board; their composition and terms of reference as on 31st March, 2025:

1. AUDIT COMMITTEE.

Composition of the Committee:

The Committee shall report to the Board of the CIC that constitutes it and shall meet at least once in a quarter. The composition of Audit Committee shall be as under:

Sr. No.	Name of the Director/Member	Designation	Member of Committee since	Capacity	No of Meetings		No. of Shares held in NBFC
					Held	Attended	
1	Phillie Dara Karkaria	Independent Director	29.03.2023	Chairman	7	7	0
2	Viraf Rustom Mehta	Director	09.11.2022	Member	7	7	0
3	Bomi Pesi Chinoy	Independent Director	09.11.2022	Member	7	6	0

Terms of reference:

In accordance with the provisions of Scale Based Regulations of Reserve Bank of India, the Company was required to constitute Audit Committee which was constituted on 9th November, 2022, to perform the roles and responsibilities as follows:

- Recommendation for appointment, remuneration and terms of appointment of auditors of the company;
- Review and monitor the auditor's independence and performance, and effectiveness of audit process on an annual basis and report to the board;
- Evaluate conflict of interest in services other than audit of financial statements by appointed / proposed to be appointed audit firm.
- Examination of financial statements and the auditor's report thereon;
- Evaluation of eligibility criteria for appointment of auditor including the income of the partner from the firm/LLP is adequate for considering them as full-time exclusively associated partners
- Approval or any subsequent modification of transactions of the Company with related parties;
- Omnibus approval for related party transactions;
- Scrutiny of inter-corporate loans and investments;
- Valuation of undertakings or assets of the company, wherever it is necessary;
- Evaluation of internal financial controls and risk management systems;
- Monitoring the end use of funds raised through public offers and related matters;
- Ensure that an Information System Audit of the internal systems and processes is conducted at least once a year.
- Formulation / Maintenance of IS Audit Policy
- Review critical issues as defined in IS Audit Report related to IT / information security / cyber security and provide appropriate direction and guidance
- To review the outstanding balances of the outsourcing vendors associated with the company and take appropriate measures
- Monitoring the audits of the vendors to whom company activity is outsourced, if any.
- Approve any adjustment to the model outputs (i.e., a management overlay) of the Expected Credit Loss model/ methodologies adopted and ensure appropriate documentation
- To note and evaluate all fraud cases involving ₹ 25 lakh or more.



- xix. Monitoring and review of the frauds involving an amount of ₹ 1 crore and above should be done
- xx. In case a fraud is identified, conduct a satisfactory review of the systems and procedures, identified as the causative factors and plugged the lacunae and issue the certified fact prior to closing
- xxi. Responsibility to oversee the Risk based Internal Audit Function and assess its performance as well as ensure conduct of Audit atleast once annually.
- xxii. Approve the RBIA Plan prepared by the Committee of Senior Executives.
- xxiii. Review and promotion of use of new audit tools/ new technologies for reducing the extent of manual monitoring / transaction testing / compliance monitoring, etc.
- xxiv. Review on annual basis a consolidated position of major risks faced by the organization as presented by the Committee of Senior Executives
- xxv. Ensure appropriate action is taken on the internal audit findings within given timelines and status on closure of audit reports.
- xxvi. Conduct a Meeting with Head of Internal Audit once every quarter without senior management
- xxvii. Review and note reports submitted by the Committee of Senior Executives (including (i) highlights of key areas in which risk mitigation has not been undertaken despite risk identification, (ii) monitor compliance to the observations made by internal audit)
- xxviii. Review the need for outsourcing the Internal Audit Function, if any
- xxix. Periodic updation of Risk Based Internal Audit Policy based on recommendations of Committee of Senior Executives
- xxx. Other matters incidental to above.

2. **NOMINATION & REMUNERATION COMMITTEE:**

Composition of the Committee:

The Committee shall report to the Board of the CIC that constitutes it and shall meet at least twice a year. The composition of Nomination and Remuneration Committee shall be as under:

Sr. No.	Name of the Director/Member	Designation	Member of Committee since	Capacity	No of Meetings		No. of Shares held in NBFC
					Held	Attended	
1	Phillie Dara Karkaria	Independent Director	29.03.2023	Chairman	3	3	0
2	Viraf Rustom Mehta	Director	09.11.2022	Member	3	3	0
3	Bomi Pesi Chinoy	Independent Director	09.11.2022	Member	3	3	0

Terms of reference:

In accordance with the provisions of Scale Based Regulations of Reserve Bank of India, the Company was required to constitute Nomination and Remuneration Committee which was constituted on 9th November, 2022, to perform the roles and responsibilities as follows:

- i. Identify the persons who are qualified to become the Directors and who may be appointed in senior management in accordance with the criteria laid down, recommend to the Board their appointment and removal and shall specify the manner for effective evaluation of performance of Board, its committees and individual directors to be carried out either by the Board, by the Nomination and Remuneration Committee or by an independent external agency and review its implementation and compliance;



- ii. Shall formulate the criteria for determining qualifications, positive attributes and independence of a director and recommend to the Board a policy, relating to the remuneration for the Directors, key managerial personnel and other employees;
- iii. Shall, while formulating the policy ensure that—
 - (a) the level and composition of remuneration is reasonable and sufficient to attract, retain and motivate Directors of the quality required to run the company successfully;
 - (b) relationship of remuneration to performance is clear and meets appropriate performance benchmarks; and
 - (c) remuneration to Directors, key managerial personnel and senior management involves a balance between fixed and incentive pay reflecting short and long-term performance objectives appropriate to the working of the company and its goals;
- iv. Recommend the remuneration of Directors, KMP and Senior Management for determination of the board (including the split between different components of fixed and variable pay);
- v. Evaluate remuneration determined to be in line with the policy determined and as per its recommendations;
- vi. Ensure that compensation levels are supported by the need to retain earnings of the company and the need to maintain adequate capital based on ICAAP;
- vii. Ensure 'fit and proper' status of proposed/existing directors and that there is no conflict of interest in appointment of directors on Board of the company, KMPs and senior management;
- viii. Other matters incidental to above.

3. **ASSET LIABILITY MANAGEMENT COMMITTEE (ALCO):**

Composition of the Committee:

Sr. No.	Name of the Director/Member	Designation	Member of Committee since	Capacity	No of Meetings		No. of Shares held in NBFC
					Held	Attended	
1	Mr. Percy Dajee	CEO, CFO and Principal Officer	25.02.2020	Head	4	4	0
2	Mr. Nozer Damania	Manager - Finance & IT Head	31.07.2020	Member	4	4	0
3	Mrs. Hetal Mehta*	Company Secretary	01.05.2021	Member	4	4	0

* Resigned with effect from 31st March 2025

Terms of reference:

The ALCO consisting of the NBFC's top management shall be responsible for ensuring adherence to the risk tolerance/limits set by the Board as well as implementing the liquidity risk management strategy of the NBFC. The CEO/MD or the Executive Director (ED) should head the Committee. The Chiefs of Investment, Credit, Resource Management or Planning, Funds Management/ Treasury (forex and domestic), Economic Research may be members of the Committee. The terms of reference of the Committee are as follows:

- i. Decision on desired maturity profile and mix of incremental assets and liabilities;
- ii. Sale of assets as a source of funding, the structure;
- iii. Responsibilities and controls for managing liquidity risk, and overseeing the liquidity positions of the company;
- iv. To ensure adherence to the limits set by the Board as well as for deciding the business strategy of the Company (on the assets and liabilities sides) in line with the Company's budget and decided risk management objectives;



- v. To decide on sale of assets as a source of funding;
- vi. Recommend appropriate components of assets and liabilities into different time buckets for preparation of Gap reports and relevant adherence to RBI guidance;
- vii. Responsible for balance sheet planning from risk return perspective including the strategic management of interest rate and liquidity risks;
- viii. Evaluation of Collateral position management for funds raised / borrowed by the company;
- ix. Recommend a Contingency Funding Plan for adoption by the board of the directors;
- x. Review the Liquidity Disclosure to be sent for authorization of board and ensure document appropriately highlights soundness of its liquidity risk management framework and liquidity position;
- xi. Review existing as well as proposed intra-group transaction;
- xii. To ensure the adherence of the ALM Policy.

RISK MANAGEMENT COMMITTEE (RMC):

Composition of the Committee:

Sr. No	Name of the Director/Member	Designation	Member of Committee since	Capacity	No of Meetings		No. of Shares held in NBFC
					Held	Attended	
1	Mr. Percy Dajee	CEO, CFO and Principal Officer	25.02.2020	Chairman	4	4	0
2	Mr. Bomi Chinoy	Independent Director	30.01.2023	Member	4	3	0
3	Ms. Divya Jain	Manager - Finance and Taxation	07.08.2023	Member	4	4	0
4	Mrs. Hetali Mehta*	Company Secretary & Chief Compliance Officer	01.05.2021	Member	4	4	0
5	Mrs. Mona Thakkar**	Chief Risk Officer	10.05.2024	Member	4	1	0

*Mrs. Hetali Mehta resigned with effect from 31st March 2025

**Mrs. Mona Thakkar was appointed as member of the Committee w.e.f. May 10, 2024.

Terms of reference:

- i. To formulate a detailed risk management policy and ensure the adherence of the same.
- ii. To periodically review the risk management policy, at least once in a year, including by considering the changing industry dynamics and evolving complexity.
- iii. To ensure that appropriate risk methodology, processes and systems are in place.
- iv. To monitor and evaluate risks associated with the business of the Company and to ensure appropriate mitigation measures are put in motion.
- v. To monitor and oversee implementation of the risk management policy, including evaluating the adequacy of risk management systems.
- vi. Review reports and significant findings of Risk and Compliance by the Internal Auditors or Regulatory Bodies, with respect to the risk management and compliance activities, together with management's responses and follow-up to these reports.
- vii. To keep the board of directors informed about the nature and content of its discussions, recommendations and actions to be taken.
- viii. Establishing appropriate Risk tolerance benchmarks for the company.
- ix. Periodically update the Board on the effectiveness of the risk management framework and process of risk management.
- x. The appointment, removal and terms of remuneration of the Risk Officer (classified as Senior Management) shall be subject to recommendation of by the Risk Management Committee.



4. **GROUP RISK MANAGEMENT COMMITTEE (GRMC):**

Composition of the Committee:

The GRMC shall report to the Board of the CIC that constitutes it and shall meet at least once in a quarter. The composition of GRMC shall be as under:

- (i) The GRMC shall comprise minimum of five members, including executive members.
- (ii) At least two members shall be independent directors, one of whom shall be the Chairperson of the GRMC.
- (iii) Members shall have adequate and commensurate experience in risk management practices.

Sr. No.	Name of the Director/Member	Designation	Member of Committee since	Capacity	No of Meetings		No. of Shares held in NBFC
					Held	Attended	
1	Mr. Boml Chinoy	Independent Director	25.01.2021	Chairman	4	3	0
2	Mr. Viraf Mehta	Director	13.09.2022	Member	4	4	0
3	Mr. Percy Dajee	CEO & Principal Officer	25.01.2021	Member	4	4	0
4	Ms. Hetali Mehta*	Company Secretary	01.05.2021	Member	4	4	0
5	Mr. Phillie Karkaria	Independent Director	08.11.2023	Member	4	1	0
6	Mrs Mona Thakkar**	Chief Risk Officer	10.05.2024	Member	4	1	0

*Mrs. Hetali Mehta resigned with effect from 31st March 2025

**Mrs. Mona Thakkar was appointed as member of the Committee w.e.f. May 10, 2024.

Terms of reference:

In accordance with the provisions of Review Guidelines issued by RBI for CICs vide its notification dated 13th August 2020, the Company has constituted the Group Risk Management Committee (GRMC) which has the following responsibilities:

- i. Analyse the material risks to which the group, its businesses and subsidiaries are exposed. It must discuss all risk strategies both at an aggregated level and by type of risk and make recommendations to the Board in accordance with the group's overall risk appetite;
- ii. Identify potential intra-group conflicts of interest;
- iii. Assess whether there are effective systems in place to facilitate exchange of information for effective risk oversight of the group;
- iv. Assess whether the corporate governance framework addresses risk management across the group;
- v. Carry out periodic independent formal review of the group structure and internal controls;
- vi. Articulate the leverage of the Group and monitor the same.

6. COMMITTEE OF SENIOR EXECUTIVES (RBIA COMMITTEE):

Composition of the Committee:

Sr. No.	Name of the Director/Member	Designation	Member of Committee since	Capacity	No of Meetings		No. of Shares held in NBFC
					Held	Attended	
1	Burzin Vimadlal	Head – Internal Audit	18.05.2023	Chairman	2	2	0
2	Hetali Mehta*	Company Secretary & Compliance Officer	11.02.2022	Member	2	2	0



3	Percy J. Dajee	CEO, CFO & Principal Officer	11.02.2022	Member	2	2	0
4	Nozer Damania	Manager - Finance & IT Head	11.02.2022	Member	2	2	0
5	Divya Jain	Manager - Finance & Accounts	07.08.2023	Member	2	2	0

*Mrs. Hetali Mehta resigned with effect from 31st March 2025

Terms of reference:

- i. Recommend new audit tools/ new technologies for reducing the extent of manual monitoring / transaction testing / compliance monitoring, etc. for the RBIA function to ACB;
- ii. Preparation and Recommendation of RBIA Plan for conduct of Internal Audit to the ACB in consultation with the Risk Management Committees;
- iii. Undertake an independent risk assessment for the purpose of formulating a risk-based audit plan which considers the inherent business risks emanating from an activity / location and the effectiveness of the control systems for monitoring such inherent risks and present to ACB;
- iv. Review of the Risk Based Internal Audit Policy/ ies and recommend changes;
- v. Prepare basis for determination of the level (high, medium, low) and trend (increasing, stable, decreasing) of inherent business risks and control risks;
- vi. Review of Risk Audit Matrix based on the magnitude and frequency of risk as prepared by Head of Internal Audit;
- vii. Finalization of scope of the audit and resource allocation should be sufficient to achieve the objectives of the audit assignment in consultation with ACB;
- viii. Ensure adherence with Policies and Procedures laid down by the ACB;
- ix. Every activity / location, including the risk management and compliance functions;
- x. Governance processes on business decision making, risk management and control;
- xi. Present to the Board of Directors a consolidated position of major risks faced by the organization shall be presented at least annually in the format determined;
- xii. Ensure reporting to Audit Committee of the Board for matters relating to:
 - Key areas in which risk mitigation has not been undertaken, despite its identification
 - Ensure compliance with observations made by Internal Auditor
 - Appropriate action to be undertaken for Internal Audit and timings
 - Any other matter as may be decided by Audit Committee for Risk Based Internal Audit
- xiii. Ensure that appropriate action is taken on the internal audit findings within given timelines and status on closure of audit reports;
- xiv. Promote appropriate ethics and values within the organization;
- xv. Ensure effective performance management and staff accountability;



xvi. Ensure that findings of such audits should also be placed before the IT Committee of the Board;

xvii. Minimum scope as per the Policy on Risk Based Internal Audit.

III. **GENERAL BODY MEETINGS:**

Give details of the date, place and special resolutions passed at the General Body Meetings.

Sr. No.	Type of Meeting (Annual/Extra Ordinary)	Date and Place	Special Resolutions passed
1.	Annual General Meeting	26 th July, 2024 at 205, 2 nd Floor, Welspun House, Kamala City, Senapati Bapat Marg, Lower Parel (W), Mumbai 400013	Nil

IV. **Details of non-compliance with requirements of Companies Act, 2013**

Give details and reasons of any default in compliance with the requirements of Companies Act, 2013, including with respect to compliance with accounting and secretarial standards. **NIL**

V. **Details of penalties and strictures**

NBFCs should disclose details of penalties or stricture imposed on it by the Reserve Bank or any other statutory authority: Nil during FY 2024-25

A. **Breach of covenant**

NBFCs shall disclose all instances of breach of covenant of loan availed or debt securities issued: **NIL**

B. **Divergence in Asset Classification and Provisioning**

NBFCs shall disclose details of divergence as per the table given below, if either or both of the following conditions are satisfied:





- the additional provisioning requirements assessed by RBI (or National Housing Bank (NHB) in the case of Housing Finance Companies) exceeds 5 percent of the reported profits before tax and impairment loss on financial instruments for the reference period, or
- the additional Gross NPAs identified by RBI/NHB exceeds 5 per cent of the reported Gross NPAs for the reference period – **Not applicable as the Company is not into lending business.**

Sr. No.	Particulars	Amount
1)	Gross NPAs as on March 31, 2025 as reported by the NBFC	Not applicable
2)	Gross NPAs as on March 31, 2025 as assessed by the Reserve Bank of India/ NHB	Not applicable



3)	Divergence in Gross NPAs (2-1)	Not applicable
4)	Net NPAs as on March 31, 2025 as reported by the NBFC	Not applicable
5)	Net NPAs as on March 31, 2025 as assessed by Reserve Bank of India/ NHB	Not applicable
6)	Divergence in Net NPAs (5-4)	Not applicable
7)	Provisions for NPAs as on March 31, 2025 as reported by the NBFC	Not applicable
8)	Provisions for NPAs as on March 31, 2025 as assessed by Reserve Bank of India/ NHB	Not applicable
9)	Divergence in provisioning (8-7)	Not applicable
10)	Reported Profit before tax and impairment loss on financial instruments for the year ended March 31, 2025	Not applicable
11)	Reported Net Profit after Tax (PAT) for the year ended March 31, 2025	Not applicable
12)	Adjusted (notional) Net Profit after Tax (PAT) for the year ended March 31, 2025 after considering the divergence in provisioning	Not applicable

For and on behalf of the Board of Directors of
Sattva Holding and Trading Private Limited
CIN - U65923MH2011PTC214070

			
Viraf R. Mehta Director (DIN: 00352598)	Bomi Chinnor Director (DIN: 07519315)	Percy Dajee CEO & CFO	Harshhika Limbachia Company Secretary & CCO

Date: 23rd May, 2025
Place: Mumbai





Prerana Jadhav



786prerna@gmail.com



+91-9870244376

Form No. MR-3
SECRETARIAL AUDIT REPORT
FOR THE FINANCIAL YEAR ENDED MARCH 31, 2024
[Pursuant to section 204(1) of the Companies Act, 2013 and rule No.9 of the Companies
(Appointment and Remuneration Personnel) Rules, 2014]

To,
The Members,
Sattva Holding and Trading Private Limited

We have conducted the secretarial audit of the compliance of applicable statutory provisions and the adherence to good corporate practices by Sattva Holding and Trading Private Limited (hereinafter called "the Company"). Secretarial Audit was conducted in a manner that provided us a reasonable basis for evaluating the corporate conducts/statutory compliances and expressing my opinion thereon.

Based on our verification of the Company's books, papers, minute books, forms and returns filed and other records maintained by the Company and also the information provided by the Company, its officers, agents and authorized representatives during the conduct of secretarial audit, We hereby report that in our opinion, the Company has, during the audit period covering the financial year ended on March 31, 2024 ("Audit Period") complied with the statutory provisions listed hereunder and also that the Company has proper Board-processes and compliance-mechanism in place to the extent, in the manner and subject to the reporting made hereinafter:

We have examined the books, papers, minute books, forms and returns filed and other records maintained by the Company for the Audit Period according to the provisions of:

- (i) The Companies Act, 2013 ("Act") and various rules ("Rules") made thereunder;
- (ii) The Depositories Act, 1996 and the Regulations and Bye-laws framed thereunder;
- (iii) The following Regulations and Guidelines prescribed under the Securities and Exchange Board of India Act, 1992 ('SEBI Act'):-
 - a) The Securities and Exchange Board of India (Issue and Listing of Non-Convertible Securities) Regulations, 2021;
 - b) The Securities and Exchange Board of India (Prohibition of Insider Trading) Regulations, 2015; and
 - c) The Securities and Exchange Board of India (Listing Obligations and Disclosure Requirements) Regulations, 2015

The Company as a promoter of a listed entity has filed disclosures and complied with the following SEBI regulations to the extent of its applicability:

- (i) The Securities and Exchange Board of India (Substantial Acquisition of Shares and Takeovers) Regulations, 2011.
- (ii) The Securities and Exchange Board of India (Prohibition of Insider Trading) Regulations, 2015.



We further report that, during the Audit Period, the following events occurred which had a bearing on the Company's affairs in pursuance of the above referred laws, rules, regulations and guidelines:

- 1) Redemption of 980 Listed, Rated, Secured, Redeemable Non-Convertible Debentures (NCDs) having face value of Rs. 10,00,000/- each, aggregating to Rs. 98,00,00,000/- on 2nd August, 2023.

Place: Mumbai
Dated: May 8, 2024



Prerana
PRERANA JADHAV
Practicing Company Secretary
ACS 34667 CP. No. : 14036
UDIN: A034667F000333097

Annexure 3

Form AOC - 1

(Pursuant to first proviso to sub-section (3) of section 129 read with Rule 5 of Companies (Accounts) Rules, 2014)

Statement containing salient features of the financial statement of subsidiaries/associate companies/joint ventures.

Part "A": Subsidiaries

(Amount in Rs. Lakhs)

Name of the subsidiary	Canes Venatici Trading Private Limited
Country	India
The date since when subsidiary was acquired	04/05/2013
Reporting period for the subsidiary concerned, if different from the holding company's reporting period	01/04/2024 to 31/03/2025
Reporting currency	INR (Rs. In lakhs)
Exchange rate as on the last date of the relevant Financial year in the case of foreign subsidiaries	Not Applicable
Share capital	1.00
Reserves & surplus	(10.67)
Total assets	0.33
Total Liabilities	0.33
Investments	0
Total Revenue	0
Profit (Loss) before taxation	(1.28)
Provision for taxation	0
Profit (Loss) after taxation	(1.28)
Proposed Dividend	0
Extent of shareholding (in percentage)	100%

- Names of subsidiaries which are yet to commence operations: NIL
- Names of subsidiaries which have been liquidated or sold during the year: NIL



Part "B": Associates and Joint Ventures


Statement pursuant to Section 129 (3) of the Companies Act, 2013 related to Associate Companies and Joint Ventures: Nil

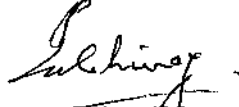
Name of Associates/Joint Ventures	N.A.
Latest audited Balance Sheet Date	N.A.
Date on which the Associate or Joint Venture was associated or acquired	N.A.
Shares of Associate/Joint Ventures held by the company on the year end	N.A.
No. of Shares	N.A.
Amount of Investment in Associates/Joint Venture	N.A.
Extend of Holding %	N.A.
Description of how there is significant influence	N.A.
Reason why the associate/joint venture is not consolidated	N.A.
Net worth attributable to Shareholding as per latest audited Balance Sheet	N.A.
Profit or Loss for the year	N.A.
Considered in Consolidation	N.A.
Not Considered in Consolidation	N.A.

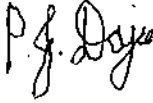
- Names of associates or joint ventures which are yet to commence operations - Nil
- Names of associates or joint ventures which have been liquidated or sold during the year - Nil

**For and on behalf of the Board of Directors of
Sattva Holding and Trading Private Limited**

CIN - U65923MH2011PTC214070



Viraf R. Mehta
Director
(DIN: 00352598)


Bomi P. Chinoy
Director
(DIN: 07519315)


Percy Dajee
CEO & CFO


**Harshhika
Limbachia**
Company Secretary

Date: 23rd May, 2025
Place: Mumbai



G. P. Kapadia & Co.
Chartered Accountants
4th Floor, Hamam House,
Hamam Street, Ambalal Doshi Marg,
Fort, Mumbai 400 001

G. M. Kapadia & Co.
Chartered Accountants
1007, Raheja Chambers
213, Nariman Point
Mumbai – 400 002

Independent Auditors' Report on Standalone Financial Statements of Sattva Holding And Trading Private Limited for the year ended on March 31, 2025

**To the Board of Directors
Sattva Holding And Trading Private Limited
Mumbai**

Opinion

We have audited the accompanying Standalone Financial Statements of **Sattva Holding And Trading Private Limited** ("the Company"), which comprise the Balance Sheet as at March 31, 2025, the Statement of Profit and Loss (including Other Comprehensive Income), the Statement of Cash Flows and Statement of Changes in Equity for the year ended on that date and notes to the Standalone Financial statements for the year then ended, and a summary of significant accounting policies and other explanatory information (hereinafter referred to as the "Standalone Financial Statements").

In our opinion and to the best of our information and according to the explanations given to us, the aforesaid Standalone Financial Statements give the information required by the Companies Act, 2013 (the "Act") in the manner so required and give a true and fair view in conformity with the Indian Accounting Standards prescribed under section 133 of the Act read with rules framed thereunder (the "Ind AS") and other accounting principles generally accepted in India, of the state of affairs of the Company as at March 31, 2025, and its financial performance, including other comprehensive income, its cash flows, and the changes in equity for the year ended.

Basis for Opinion

We conducted our audit in accordance with the Standards on Auditing (the "SAs") specified under section 143(10) of the Act. Our responsibilities under those Standards are further described in the *Auditor's Responsibilities for the Audit of the Standalone Financial Statements* section of our report. We are independent of the Company in accordance with the Code of Ethics issued by the Institute of Chartered Accountants of India (the "ICAI") together with the ethical requirements that are relevant to our audit of the Standalone Financial Statements under the provisions of the Act, and the Rules made thereunder, and we have fulfilled our other ethical responsibilities in accordance with these requirements and the Code of Ethics. We believe that the audit evidence we have obtained is sufficient and appropriate to provide a basis for our audit opinion on the Standalone Financial Statements.

Information Other than the Standalone Financial Statements and Auditors' Report thereon

The Company's Management and Board of Directors are responsible for the preparation of the other information. The other information comprises the information included in Report of the Board of Directors, but does not include the Standalone Financial Statement and our report thereon.

Our opinion on the Standalone Financial Statements does not cover the other information and we do not express any form of assurance conclusion thereon.



In connection with our audit of the Standalone Financial Statements, our responsibility is to read the other information and, in doing so, consider whether the other information is materially inconsistent with the Standalone Financial Statements or our knowledge obtained in the audit or otherwise appears to be materially misstated. If, based on the work we have performed, we conclude that there is a material misstatement of this other information, we are required to report that fact.

We have nothing to report in this regard.

Management's and Those Charged with Governance Responsibilities for the Standalone Financial Statements

The Company's Management and Board of Directors are responsible for the matters stated in section 134(5) of the Act with respect to the preparation of these Standalone Financial Statements that give a true and fair view of the financial position, financial performance, and cash flows of the Company in accordance with the accounting principles generally accepted in India, including the accounting standards specified under section 133 of the Act and Rules. This responsibility also includes maintenance of adequate accounting records in accordance with the provisions of the Act for safeguarding of the assets of the Company and for preventing and detecting frauds and other irregularities; selection and application of appropriate accounting policies; making judgments and estimates that are reasonable and prudent; and design, implementation and maintenance of adequate internal financial controls, that were operating effectively for ensuring the accuracy and completeness of the accounting records, relevant to the preparation and presentation of the Standalone Financial Statements that give a true and fair view and are free from material misstatement, whether due to fraud or error.

In preparing the Standalone Financial Statements, management is responsible for assessing the Company's ability to continue as a going concern, disclosing, as applicable, matters related to going concern and using the going concern basis of accounting unless management either intends to liquidate the Company or to cease operations, or has no realistic alternative but to do so.

The Management and the Board of Directors are also responsible for overseeing the Company's financial reporting process.

Auditors' Responsibilities for the Audit of the Standalone Financial Statements

Our objectives are to obtain reasonable assurance about whether the Standalone Financial Statements as a whole are free from material misstatement, whether due to fraud or error, and to issue an auditor's report that includes our opinion. Reasonable assurance is a high level of assurance, but is not a guarantee that an audit conducted in accordance with the SAs will always detect a material misstatement when it exists. Misstatements can arise from fraud or error and are considered material if, individually or in the aggregate, they could reasonably be expected to influence the economic decisions of users taken on the basis of these Standalone Financial Statements.

As part of an audit in accordance with the SAs, we exercise professional judgment and maintain professional skepticism throughout the audit. We also:

- Identify and assess the risks of material misstatement of the Standalone Financial Statements, whether due to fraud or error, design and perform audit procedures responsive to those risks, and obtain audit evidence that is sufficient and appropriate to provide a



basis for our opinion. The risk of not detecting a material misstatement resulting from fraud is higher than for one resulting from error, as fraud may involve collusion, forgery, intentional omissions, misrepresentations, or the override of internal control.

- Obtain an understanding of internal control relevant to the audit in order to design audit procedures that are appropriate in the circumstances. Under section 143(3)(i) of the Act, we are also responsible for expressing our opinion on whether the Company has adequate internal financial controls in place and the operating effectiveness of such controls.
- Evaluate the appropriateness of accounting policies used and the reasonableness of accounting estimates and related disclosures made by management.
- Conclude on the appropriateness of management's use of the going concern basis of accounting and, based on the audit evidence obtained, whether a material uncertainty exists related to events or conditions that may cast significant doubt on the Company's ability to continue as a going concern. If we conclude that a material uncertainty exists, we are required to draw attention in our auditor's report to the related disclosures in the Standalone Financial Statements or, if such disclosures are inadequate, to modify our opinion. Our conclusions are based on the audit evidence obtained up to the date of our auditor's report. However, future events or conditions may cause the Company to cease to continue as a going concern.
- Evaluate the overall presentation, structure and content of the Standalone Financial Statements, including the disclosures, and whether the financial statements represent the underlying transactions and events in a manner that achieves fair presentation.

We communicate with those charged with governance regarding, among other matters, the planned scope and timing of the audit and significant audit findings, including any significant deficiencies in internal control that we identify during our audit.

We also provide those charged with governance with a statement that we have complied with relevant ethical requirements regarding independence, and to communicate with them all relationships and other matters that may reasonably be thought to bear on our independence, and where applicable, related safeguards.

Report on Other Legal and Regulatory Requirements

1. As required by the Companies (Auditor's Report) Order, 2020 ("the Order") issued by the Central Government of India in terms of section 143(11) of the Act, we give in the "**Annexure A**" statement on the matters specified in the paragraph 3 and 4 of the said Order, to the extent applicable.
2. As required by section 143(3) of the Act, we report that:
 - a. We have sought and obtained all the information and explanations which to the best of our knowledge and belief were necessary for the purposes of our audit;
 - b. In our opinion, proper books of account as required by law have been kept by the Company so far as it appears from our examination of those books;
 - c. The Balance Sheet, the Statement of Profit and Loss including Other Comprehensive Income, the Statement of Cash Flows and Statement of Changes in Equity dealt with by this Report are in agreement with the relevant books of account;
 - d. In our opinion, the aforesaid Standalone Financial Statements comply with the Ind



AS specified under section 133 of the Act;

- e. On the basis of the written representations received from the directors as on March 31, 2025 taken on record by the Board of Directors, none of the directors is disqualified as on March 31, 2025 from being appointed as a director in terms of section 164(2) of the Act;
- f. With respect to reporting on the adequacy of the internal financial controls with reference to Standalone Financial Statements of the Company and the operating effectiveness of such controls, refer to our separate report in "**Annexure B**";
- g. Since the Company is a private limited company, the provisions of section 197 of the Act are not applicable. Accordingly, no reporting is required with respect to the other matters to be included in the Auditors' Report in accordance with the requirements of section 197(16) of the Act and
- h. With respect to the other matters to be included in the Auditor's Report in accordance with rule 11 of the Companies (Audit and Auditors) Rules, 2014, in our opinion and to the best of our information and according to the explanations given to us:
 - i. The Company doesnot have any pending litigation matters, which would impact the financial position of the Company;
 - ii. The Company did not have any material foreseeable losses on long-term contracts including derivative contracts;
 - iii. There were no amounts, which were required to be transferred to the Investor Education and Protection Fund by the Company;
 - iv. (a) The Management has represented that no funds have been advanced or loaned or invested (either from borrowed funds or share premium or any other sources or kind of funds) by the Company to or in any other person(s) or entity(ies), including foreign entities ("Intermediaries"), with the understanding, whether recorded in writing or otherwise, that the Intermediary shall, directly or indirectly lend or invest in other persons or entities identified in any manner whatsoever by or on behalf of the Company ("Ultimate Beneficiaries") or provide any guarantee, security or the like on behalf of the Ultimate Beneficiaries;
 - (b) The Management has represented that no funds have been received by the Company from any person(s) or entity(ies), including foreign entities ("Funding Parties"), with the understanding, whether recorded in writing or otherwise, that the Company shall, directly or indirectly, lend or invest in other persons or entities identified in any manner whatsoever by or on behalf of the Funding Party ("Ultimate Beneficiaries") or provide any guarantee, security or the like on behalf of the Ultimate Beneficiaries and
 - (c) Based on the audit procedures that has been considered reasonable and appropriate in the circumstances, nothing has come to our notice that has caused us to believe that the representations under sub-clause (i) and (ii) of rule 11(e), as provided under (a) and (b) above, contain any material misstatement.



- v. As per the information and explanations given to us and based on the records of the Company, the Board of Directors of the Company have declared and paid interim dividend for the year ended March 31, 2024. The interim dividend declared by the Company is in accordance with the provisions of section 123 of the Act to the extent it applies to interim dividend; and
- vi. Based on our examination which included test checks, the Company has used an accounting software for maintaining its books of account which has a feature of recording audit trail (edit log) facility and the same has operated throughout the year for all relevant transactions recorded in the software. Further, during the course of our audit we did not come across any instance of audit trail feature being tampered with and the audit trail has been preserved by the Company as per the statutory requirements for record retention.

Other Matters

The Standalone financial statements of the Company for the year ended March 31, 2024, included in these Standalone Financial Statements have been audited by one of the predecessor auditors, Khandhar Mehta & Shah, Chartered Accountants and continuing joint statutory auditor, G. P. Kapadia & Co. Chartered Accountants who have expressed an unmodified audit opinion on those statements vide their report dated June 29, 2024.

For G. P. Kapadia & Co.

Chartered Accountants

Firm Registration No. 104768W



Atul B. Desai

Partner

Membership No. 030850

Place: Mumbai

Date: May 23, 2025

UDIN: 25030850BM 6XVC 8104



For G. M. Kapadia & Co.

Chartered Accountants

Firm Registration No. 104767W



Atul Shah

Partner

Membership No. 039569

Place: Mumbai


Date: May 23, 2025

UDIN: 25039569BMLNDD3855

Annexure A - referred to in paragraph 1 under "Report on Other Legal and Regulatory Requirements" of our Independent Auditor's report of even date, to the members of the Sattva Holding And Trading Private Limited on the Standalone Financial Statements for the year ended March 31, 2025

In terms of the information and explanations sought by us and given by the Company and the books of account and records examined by us in the normal course of audit and to the best of our knowledge and belief, we state that:

- (i) In respect of Property, plant and equipment;
 - (a) (A) The Company has maintained proper records showing full particulars including quantitative details and situation of its Property, plant and equipment.
(B) The Company is maintaining proper records showing full particulars of Intangible Assets.
 - (b) The Property, Plant and Equipment, have been physically verified by the Management at reasonable intervals. In our opinion, the frequency of verification is reasonable having regard to the size of the operations of the Company and no material discrepancies were noticed during the verification.
 - (c) The Company doesnot have any immovable property (other than properties where the Company is the lessee and the lease agreement is duly executed in the favour of the lessee). Accordingly reporting under paragraph 3(i)(c) of the Order is not applicable.
 - (d) The Company has not revalued its Property, plant and equipment (including Right of Use assets). and Intangible assets . Accordingly, paragraph 3(i)(d) of the Order is not applicable.
 - (e) No proceedings have been initiated during the year or are pending against the Company as at March 31, 2025 for holding any benami property under the Benami Transactions (Prohibition) Act, 1988 and rules made thereunder.
- (ii) (a) The Company is an investment company. Accordingly, reporting in respect of inventories under paragraph 3(ii)(a) of the Order is not applicable to the Company
- (b) According to the information and explanation given to us, and based on the audit procedures performed by us, the Company has not been sanctioned any working capital limits. Accordingly, reporting under paragraph 3(ii)(b) of the Order is not applicable.
- (iii) During the year, the Company has not made any investments nor it has provided any guarantee or security or granted any loans or advances in the nature of loans to any companies, firms, Limited Liability Partnerships or any other parties.
- (iv) The Company has not given loan to any director in accordance with the provisions of section 185 of the Act. The Company has not given any loans or guarantees. The Company is a Non-Banking Finance Company, due to which its investments are exempted under section 186(11)(b) of the Act. The Company has not made investments through more than two layers of investment companies in accordance with the provisions of section 186(1) of the Act. Accordingly, the Company has



complied with the provisions of sections 185 and 186 of the Act, as applicable.

- (v) The Company being Non-Banking Finance Company registered with Reserve Bank of India ("RBI"), provisions of section 73 to 76 or any other relevant provisions of the Act and the Companies (Acceptance of Deposits) Rules, 2014, as amended, are not applicable to the Company. No order has been passed by the Company Law Board, National Company Law Tribunal or RBI or any Court or any other Tribunal against the Company in this regard.
- (vi) The maintenance of cost records has not been specified by the Central Government under section 148(1) of the Act for the business activities carried out by the Company. Accordingly, the reporting under paragraph 3(vi) of the Order is not applicable.
- (vii) In respect of Statutory Dues:
 - (a) The Company has generally been regular in depositing undisputed statutory dues, including Goods and Services Tax, Provident Fund, Employees' State Insurance, Income Tax, Cess and other statutory dues applicable to it, to the appropriate authorities.

There were no undisputed amounts payable in respect of Goods and Services Tax, Provident Fund, Employees' State Insurance, Income Tax, Sales Tax, Service Tax, Duty of Customs, Duty of Excise, Value Added Tax, Cess and any other material statutory dues in arrears as of March 31, 2025 for a period of more than six months from the date they became payable.
 - (b) There are no statutory dues referred to in paragraph 3(vii)(a) which have not been deposited on account of any dispute.
- (viii) There are no transactions which have not been recorded in the books of account but have been surrendered or disclosed as income during the year in the tax assessments under the Income-tax Act, 1961
- (ix)
 - (a) The Company has not defaulted in the repayment of loans or other borrowings or in the payment of interest thereon to any lender during the year. The Company has not taken any loans or Borrowings from the Government.
 - (b) The Company has not been declared willful defaulter by any bank or financial institution or other lender.
 - (c) Based on the audit procedures performed by us, Term Loans were applied for the purpose for which they were obtained.
 - (d) Based on the audit procedures performed by us and on an overall examination of the Standalone Financial Statements of the Company, we report that no funds raised on short term basis have been used for long term purposes.
 - (e) The Company has not taken any funds from any entity or person on account of or to meet the obligations of its subsidiary. The Company does not have any associate or joint venture.
 - (f) The Company has not raised loans during the year on the pledge of securities held in its subsidiary company.



- (x) (a) The Company has not raised any money by way of Initial Public Offer or Further Public Offer (including debt instruments) during the year and hence reporting under paragraph 3(x)(a) of the Order is not applicable.
- (b) The Company has not made preferential allotment or private placement of shares or convertible debentures (fully or partly or optionally) during the year under audit and hence reporting under paragraph 3(x)(b) of the Order is not applicable to the Company.
- (xi) (a) No fraud by the Company and no material fraud on the Company has been noticed or reported during the year.
- (b) No report under section 143(12) of the Act has been filed in Form ADT-4 as prescribed under rule 13 of Companies (Audit and Auditors) Rules, 2014 with the Central Government, during the year and upto the date of this report.
- (c) No whistle blower complaints have been received during the year.
- (xii) The Company is not a Nidhi Company and hence reporting under paragraph 3(xii) of the Order is not applicable.
- (xiii) The Company is in compliance with section 177 and 188 of the Act, where applicable, for all transactions with the related parties and the details of related party transactions have been disclosed in the Standalone Financial Statements as required by the applicable Indian Accounting Standards.
- (xiv) (a) The Company has an internal audit system as per the provisions of the Act which commensurate with the size and nature of its business.
- (b) We have considered Internal Audit Reports issued till date for the period under audit.
- (xv) The Company has not entered into any non-cash transactions with directors. We have been informed that no such transactions have been entered into with person connected with directors. Accordingly, reporting under paragraph 3(xv) of the Order is not applicable to the Company.
- (xvi) (a) The Company is required to obtain the registration under section 45-IA of the Reserve Bank of India Act, 1934 ("RBI Act") and the necessary Registration has been obtained.
- (b) The Company has obtained Certificate of Registration ("CoR") from the RBI as per the RBI Act for conducting activities relating to Non -Banking Financial activities.
- (c) The Company is registered under section 45IA of RBI Act, as Systematically Important Non-Deposit Core Investment Company ("CIC") and continues to fulfill the criteria of a Core Investment Company .
- (d) The Group (as defined under Master Direction DNBR.PD.008/03.10.119/2016-17 - Non-Banking Financial Company - Systemically Important Non-Deposit taking Company and Deposit taking Company (Reserve Bank) Directions, 2016) has one CIC in the Group viz Sattva Holding and Trading Private Limited and one unregistered CIC in the Group viz Rayirth Holding and Trading Pvt



Ltd, being the holding company of the Company.

- (xvii) The Company has not incurred cash losses during the financial year and in the immediately preceding financial year.
- (xviii) There has been no resignation of the statutory auditors during the year. Accordingly, paragraph 3(xviii) of the Order is not applicable.
- (xix) On the basis of the financial ratios, ageing and expected dates of realization of financial assets and payment of financial liabilities, other information accompanying the financial statements, our knowledge of the Board of Directors and management plans and based on our examination of the evidence supporting the assumptions, nothing has come to our attention, which causes us to believe that any material uncertainty exists as on the date of the audit report, that Company is not capable of meeting its liabilities existing at the date of balance sheet as and when they fall due within a period of one year from the balance sheet date. We, however, state that this is not an assurance as to the future viability of the Company. We further state that our reporting is based on the facts up to the date of the audit report and we neither give any guarantee nor any assurance that all liabilities falling due within a period of one year from the balance sheet date, will get discharged by the Company as and when they fall due.
- (xx) As per the provisions of section 135 of the Act, the amount required to be spent by the Company is nil.

For G. P. Kapadia & Co.

Chartered Accountants

Firm Registration No. 104768W


Atul B. Desai

Partner

Membership No. 030850

Place: Mumbai

Date: May 23, 2025

UDIN: 25030850BMBXVC8104



For G. M. Kapadia & Co.

Chartered Accountants

Firm Registration No. 104767W


Atul Shah

Partner

Membership No. 039569

Place: Mumbai

Date: May 23, 2025

UDIN: 25039569BMLNDD3855



Annexure B - referred to in paragraph 2(f) under "Report on Other Legal and Regulatory Requirements" section of our report of even date, to the members of Sattva Holding And Trading Private Limited on the Standalone Financial Statements of the Company for the year ended March 31, 2025

Report on the Internal Financial Controls with reference to Standalone Financial Statements under section 143(3)(i) of the Act

Opinion

We have audited the internal financial controls with reference to financial statements of **Sattva Holding And Trading Private Limited** as of March, 31, 2025 in conjunction with our audit of the Standalone Financial Statements of the Company for the year ended on that date.

In our opinion, the Company has, in all material respects, an adequate internal financial controls system with reference to financial statements and such internal financial controls with reference to financial statements were operating effectively as at March 31, 2025 based on the internal control over financial reporting criteria established by the Company considering the essential components of internal control stated in the Guidance Note issued by the Institute of Chartered Accountants of India.

Management's Responsibility for Internal Financial Controls with reference to Standalone Financial Statements

The Company's management is responsible for establishing and maintaining internal financial controls based on the internal control with reference to financial statement criteria established by the Company considering the essential components of internal control stated in the Guidance Note on Audit of Internal Financial Controls over Financial Reporting ("Guidance Note") issued by the Institute of Chartered Accountants of India (ICAI). These responsibilities include the design, implementation and maintenance of adequate internal financial controls that were operating effectively for ensuring the orderly and efficient conduct of its business, including adherence to company's policies, the safeguarding of its assets, the prevention and detection of frauds and errors, the accuracy and completeness of the accounting records, and the timely preparation of reliable financial information, as required under the Act.

Auditor's Responsibility for Internal Financial Controls with reference to Standalone Financial Statements

Our responsibility is to express an opinion on the internal financial controls with reference to Standalone Financial Statements based on our audit. We conducted our audit in accordance with the Guidance Note and the Standards on Auditing, issued by the ICAI and deemed to be prescribed under section 143(10) of the Act, to the extent applicable to an audit of internal financial controls, both applicable to an audit of Internal Financial Controls and both issued by the ICAI. Those Standards and the Guidance Note require that we comply with ethical requirements and plan and perform the audit to obtain reasonable assurance about whether adequate internal financial controls with reference to Standalone Financial Statements was established and maintained and if such controls operated effectively in all material respects.

Our audit involves performing procedures to obtain audit evidence about the adequacy of the internal financial controls system with reference to financial statements and their operating effectiveness. Our audit of internal financial controls with reference to Standalone Financial Statements included obtaining an understanding of internal financial controls with reference to



Standalone Financial statements, assessing the risk that a material weakness exists, and testing and evaluating the design and operating effectiveness of internal control based on the assessed risk.

The procedures selected depend on the auditor's judgment, including the assessment of the risks of material misstatement of the Standalone Financial Statements, whether due to fraud or error.

We believe that the audit evidence we have obtained is sufficient and appropriate to provide a basis for our audit opinion on the internal financial control system with reference to Standalone Financial Statements.

Meaning of Internal Financial Controls with reference to Standalone Financial Statements

A company's internal financial control with reference to Standalone Financial Statements is a process designed to provide reasonable assurance regarding the reliability of financial reporting and the preparation of Standalone Financial Statements for external purposes in accordance with generally accepted accounting principles. A company's internal financial control with reference to Standalone Financial Statements includes those policies and procedures that (1) pertain to the maintenance of records that, in reasonable detail, accurately and fairly reflect the transactions and dispositions of the assets of the company; (2) provide reasonable assurance that transactions are recorded as necessary to permit preparation of Standalone Financial Statements in accordance with generally accepted accounting principles, and that receipts and expenditures of the company are being made only in accordance with authorizations of management and directors of the company; and (3) provide reasonable assurance regarding prevention or timely detection of unauthorized acquisition, use, or disposition of the company's assets that could have a material effect on the Standalone Financial Statements.

Inherent Limitations of Internal Financial Controls with reference to Standalone Financial Statements

Because of the inherent limitations of internal financial controls with reference to Standalone Financial Statements, including the possibility of collusion or improper management override of controls, material misstatements due to error or fraud may occur and not be detected. Also, projections of any evaluation of the internal financial controls with reference to financial statements to future periods are subject to the risk that the internal financial control with reference to financial statements may become inadequate because of changes in conditions, or that the degree of compliance with the policies or procedures may deteriorate.

For G. P. Kapadia & Co.

Chartered Accountants

Firm Registration No. 104768W



Atul B. Desai

Partner

Membership No. 030850

Place: Mumbai

Date: May 23, 2025

UDIN: 25030850BM6XVC8104



For G. M. Kapadia & Co.

Chartered Accountants

Firm Registration No. 104767W



Atul Shah

Partner

Membership No. 039569

Place: Mumbai

Date: May 23, 2025

UDIN: 25039569BMLNDD3855

SATTVA HOLDING AND TRADING PRIVATE LIMITED
CIN. NO- U65923MH2011PTC214070
BALANCE SHEET AS AT 31ST MARCH, 2025

(Currency : INR in Lakhs)

Particulars	Note No.	As at 31st March, 2025	As at 31st March, 2024
ASSETS			
Financial Assets			
Cash and cash equivalents	3.1	89.99	1.76
Bank Balance other than cash and cash equivalents	3.2	1,741.06	2,006.52
Investments	3.3	12,82,424.01	15,59,712.07
Other Financial assets	3.4	18.88	17.23
Non-financial Assets			
Current tax assets (Net of provision for tax)	3.5	-	108.43
Property, Plant and Equipment	3.6	1.50	2.52
Right of use assets	3.7	54.43	72.58
Other intangible assets	3.8	-	0.01
Other Non Financial Asset	3.9	0.84	0.06
Total		12,84,330.71	15,61,921.18
LIABILITIES AND EQUITY			
Liabilities			
Financial Liabilities			
Trade Payables	3.10		
(i) total outstanding dues of micro enterprises and small enterprises		13.63	4.67
(ii) total outstanding dues of creditors other than micro enterprises and small enterprises		10.64	10.55
Lease Liabilities	3.11	55.09	68.51
Borrowings (Other than Debt Securities)	3.12	53,780.39	62,683.14
Other Financial Liabilities	3.13	9.51	5.23
Total		53,869.26	62,772.10
Non-financial liabilities			
Current tax liabilities (Net)	3.14	4.97	-
Provisions	3.15	17.47	13.52
Deferred tax liabilities (Net)	3.25	88,847.79	1,02,800.56
Other non-financial liabilities	3.16	96.00	104.48
Total		88,966.23	1,02,918.56
Equity			
Equity share capital	3.17	205.00	205.00
Other equity	3.18	11,41,290.22	13,96,025.52
Total		11,41,495.22	13,96,230.52
Total		12,84,330.71	15,61,921.18

The accompanying notes are an integral part of the financial statements - 1 to 32

G M KAPADIA & CO.
Chartered Accountants
Registration No 104767W

As per our report attached

G P KAPADIA & CO.
Chartered Accountants
Registration No 104768W

For and on behalf of the Board of Directors of
SATTVA HOLDING AND TRADING PRIVATE LIMITED

Atul Shah
Partner
Membership No.39569

Place: Mumbai
Date: 23.05.2025



Atul B. Desai
Partner
Membership No. 30856

Place: Mumbai
Date: 23.05.2025



Viraf Mehta
Director
DIN: 00352598

Harshhika Limbachia
Company Secretary

Bomi P. Chinoy
Director
DIN: 07519315

Percy Jal Dajee
Chief Executive Officer &
Chief Financial Officer

Place: Mumbai
Date: 23.05.2025



SATTVA HOLDING AND TRADING PRIVATE LIMITED
CIN. NO- U65923MH2011PTC214070
STATEMENT OF PROFIT AND LOSS FOR THE YEAR ENDED 31ST MARCH, 2025

(Currency: INR in Lakhs)			
Particulars	Note No.	For the Year ended 31st March, 2025	For the Year ended 31st March, 2024
Income Revenue from operations			
Interest Income	3.19	299.92	195.95
Dividend Income	3.20	17,751.70	14,464.34
Total Revenue from operations		18,051.62	14,660.29
Total Income		18,051.62	14,660.29
Expenses			
Finance Cost	3.21	5,182.11	5,456.31
Employee Benefits Expenses	3.22	143.03	125.77
Depreciation, amortization and impairment	3.23	19.97	10.35
Other expenses	3.24	94.41	111.62
Total Expenses		5,439.52	5,704.05
Profit Before Tax		12,612.10	8,956.24
Tax Expense:			
Current Tax		3,575.00	2,806.10
Deferred Tax		(0.92)	0.14
Short Provision for prior period tax earlier years reversed		27.49	0.50
		3,601.57	2,806.74
Profit After Tax	A	9,010.53	6,149.50
Other Comprehensive Income			
(A) (i) Items that will not be reclassified to profit or loss :			
- Changes in fair valuation of equity instruments		(2,77,288.06)	46,625.68
- Remeasurment Gain / (loss) on defined benefit plan		0.38	1.93
(ii) Income tax relating to items that will not be reclassified to profit or loss		13,951.85	(5,333.97)
		(2,63,335.83)	41,293.64
(B) (i) Items that will be reclassified to profit or loss:		-	-
Other Comprehensive Income	B	(2,63,335.83)	41,293.64
	(A + B)	(2,54,325.30)	47,443.14
Earnings per equity share			
Basic (INR)		439.54	299.98
Diluted (INR)		439.54	299.98

The accompanying notes are an integral part of the financial statements - 1 to 32

As per our report attached

G M KAPADIA & CO.
Chartered Accountants
Registration No 104767W

Atul Shah
Partner
Membership No.39569

Place: Mumbai
Date: 23.05.2025

G P KAPADIA & CO.
Chartered Accountants
Registration No 104768W

Atul B. Desai
Partner
Membership No. 30850

Place: Mumbai
Date: 23.05.2025

For and on behalf of the Board of Directors of
SATTVA HOLDING AND TRADING PRIVATE LIMITED

Viraf Mehta
Director
DIN: 00352598

Harshhika Limbachia
Company Secretary

Bomi P. Chinoy
Director
DIN: 07519315

Percy Jal Dajee
Chief Executive Officer &
Chief Financial Officer

Place: Mumbai
Date: 23.05.2025

SATTVA HOLDING AND TRADING PRIVATE LIMITED
CIN. NO- U65923MH2011PTC214070
CASH FLOW STATEMENT FOR THE YEAR ENDED 31ST MARCH, 2025

(Currency: INR in Lakhs)

	For the Year ended 31st March, 2025		For the Year ended 31st March, 2024	
A. <u>CASH FLOW FROM OPERATING ACTIVITIES -</u>				
Net profit / (loss) before tax	12,612.10		8,956.24	
Adjustments for :				
Depreciation and amortization expense	19.97		10.35	
Profit on sale of Investment	-		-	
Interest expense on lease liability	5.78		1.70	
Interest on security deposits	(1.17)		(0.66)	
Operating Profit / (Loss) before working capital changes	12,636.68		8,967.63	
Adjustments for changes in :				
Other Financial Assets	(0.49)		0.01	
Other Non Financial Asset	(0.78)			
Trade Payables	9.05		3.05	
Provisions	4.33		0.09	
Other Liabilities	(4.17)		(749.75)	
Cash Generated from / (used in) operations	12,644.62		8,221.03	
Income Tax Paid	(3,489.09)		(2,909.48)	
Net Cash generated from / (used in) operating activities		9,155.53		5,311.55
B. <u>CASH FLOW FROM INVESTING ACTIVITIES -</u>				
Purchase of Property, plant and equipment & intangibles	(0.80)		(3.43)	
Balances other than cash and cash equivalent	265.46		325.70	
Net Cash (used in) / generated from Investing Activities		264.66		322.27
C. <u>CASH FLOW FROM FINANCING ACTIVITIES -</u>				
Proceeds from borrowings	19,098.84		10,139.31	
(Repayment) of borrowings	(28,001.60)		(15,765.00)	
Dividend Paid	(410.00)			
Payments towards lease obligation	(19.20)		(9.17)	
Net Cash (used in) / generated from Financing Activities		(9,331.96)		(5,634.86)
Net Increase / (Decrease) in Cash and Cash Equivalents		88.23		(1.04)
Cash and Cash Equivalents at the beginning of the period		1.76		2.80
Cash and Cash Equivalents at the end of the period		89.99		1.76
Notes:				
1 Cash and Cash equivalents comprises of :				
Cash in hand	-		0.03	
Balances with banks - in current accounts	89.99		1.73	
		89.99		1.76

2 The above statement of cash flows has been prepared under the 'Indirect Method' as set out in Ind AS 7 - "Statement of Cash Flows".

3 "Since the Company is registered as Non-Banking Financial Company- Core Investment Company- Non Deposit taking -Systemically Important (NBFC-CIC-ND-SI), purchase and sale of investments have been considered as part of 'Cash flow from investing activities' and finance cost of INR 5,182.11 lakhs (previous year : 5,456.31 lakhs), interest income - INR 299.92 lakhs (previous year: 195.95 lakhs) and dividend earned of INR 17,751.7 lakhs(previous year : 14,464.34 lakhs) have been considered as part of 'Cash flow from operating activities'.

4 Direct taxes paid is treated as arising from operating activities and is not bifurcated between investing and financing activities.

5 Figures in brackets are outflows/ deductions. Previous year's figures have been regrouped, wherever necessary.

G M KAPADIA & CO.
Chartered Accountants
Registration No 104767W

Atul Shah
Partner
Membership No.39569

Place: Mumbai
Date: 23.05.2025

As per our report attached

G P KAPADIA & CO.
Chartered Accountants
Registration No 104768W

Atul B. Desai
Partner
Membership No. 30850

Place: Mumbai
Date: 23.05.2025

For and on behalf of the Board of Directors of
Sattva Holding and Trading Private Limited

Viraf Mehta
Director
DIN: 00352598

Harshika Limbachia
Company Secretary

Place: Mumbai
Date: 23.05.2025

Bomi P. Chinoy
Director
DIN: 07519315
P. J. Dajee
Chief Executive Officer &
Chief Financial Officer



SATTVA HOLDING AND TRADING PRIVATE LIMITED
STATEMENT OF CHANGES IN EQUITY FOR THE YEAR ENDED 31ST MARCH, 2025.

(Currency: INR in Lakhs)

A. Equity Share Capital (Refer Note 3.16)

Balance as at 31st March 2025

Balance at the beginning of the current reporting period	Changes in Equity Share Capital due to prior period errors	Restated balance at the beginning of the current reporting period	Changes in equity share capital during the current year	Balance at the end of the current reporting period
205.00	-	-	-	205.00

Balance as at 31st March 2024

Balance at the beginning of the current reporting period	Changes in Equity Share Capital due to prior period errors	Restated balance at the beginning of the current reporting period	Changes in equity share capital during the current year	Balance at the end of the current reporting period
205.00	-	-	-	205.00

B. Other Equity (Refer Note 3.17)

Balance as at 31st March 2025

	Reserves and Surplus				Total
	Statutory Reserve	Retained Earnings	Defined Benefit Plan through Other Comprehensive Income	Equity Instruments through Other Comprehensive Income	
Balance at the beginning of the Year	11,600.69	30,133.60	0.35	13,54,290.88	13,96,025.52
Other Comprehensive Income for the current period	-	-	0.38	(2,63,336.21)	(2,63,335.83)
Profit for the period	-	9,010.53	-	-	9,010.53
Interim Dividend for FY 2023-24	-	(410.00)	-	-	(410.00)
Transfer to Statutory Reserve	-	(1,802.11)	-	-	(1,802)
Transfer from Retained Earnings	1,802.11	-	-	-	1,802.11
Balance at the end of the Year	13,402.80	36,932.02	0.73	10,90,954.67	11,41,290.22

Balance as at 31st March 2024

	Reserves and Surplus				Total
	Statutory Reserve	Retained Earnings	Defined Benefit Plan through Other Comprehensive Income	Equity Instruments through Other Comprehensive Income	
Balance at the beginning of the Year	10,370.79	25,214.00	(1.58)	13,12,999.17	13,48,582.38
Total Comprehensive Income for the current period	-	-	1.93	41,291.71	41,293.64
Profit for the period	-	6,149.50	-	-	6,149.50
Transfer to Statutory Reserve	-	(1,229.90)	-	-	(1,229.90)
Transfer from Retained Earnings	1,229.90	-	-	-	1,229.90
Balance at the end of the year	11,600.69	30,133.60	0.35	13,54,290.88	13,96,025.52

The accompanying notes are an integral part of the financial statements - 1 to 32

As per our report attached

G M KAPADIA & CO.
Chartered Accountants
Registration No 104767W

Atul Shah
Partner
Membership No. 39569

Place: Mumbai
Date: 23.05.2025



G P KAPADIA & CO.
Chartered Accountants
Registration No 104768W

Atul B. Desai
Partner
Membership No. 30850

Place: Mumbai
Date: 23.05.2025



For and on behalf of the Board of Directors of
SATTVA HOLDING AND TRADING PRIVATE LIMITED

Viraf Mehta
Director
DIN: 00352598

Harshhika Limbachia
Company Secretary

Place: Mumbai
Date: 23.05.2025

Bomi P. Chinoy
Director
DIN: 07519315

Percy Jal Dajee
Chief Executive Officer &
Chief Financial Officer



SATTVA HOLDING AND TRADING PRIVATE LIMITED

NOTES TO THE FINANCIAL STATEMENTS FOR THE YEAR ENDED 31ST MARCH, 2025.

1) Background Information

Sattva Holding and Trading Private Limited (the "Company") is a private limited company domiciled in India and incorporated under the provisions of the Companies Act, 1956 with its registered office in Mumbai, Maharashtra, India. The Company has been registered as Non-Banking Financial Company-Core Investment Company- Non Deposit taking – Systemically Important (NBFC-CIC-ND-SI) with Reserve Bank of India (RBI) on 21st June 2019. The Company is engaged in the business of investments in shares and securities. The Company forms part of the Middle Layer as per the Framework for Scale Based Regulation for Non-Banking Financial Companies, based on notification RBI/2021-22/112 DOR.CRE.REC.No.60/03.10.001/2021-22 dated 22nd October 2021, with effect from 1st October 2022.

The Company was Debt listed effective 5th February, 2020 consequent to issuance of Secured Rated Listed Redeemable Transferable Non - Convertible Debentures through private placement. The company has repaid the Non-Convertible Debenture on 2nd August 2023 and subsequently is not listed as on 31st Mar 2025.

The functional and presentation currency of the Company is the Indian Rupee which is the currency of the primary economic environment in which the Company operates.

Mefree LLP is the ultimate parent of the Company and Rayirth Holding and Trading Company Private Limited is the Holding Company.

2) Basis of Preparation and Material accounting policies followed by the Company

A) Basis of preparation :

(i) Statement of Compliance with Ind AS

The financial statements of the Company have been prepared in accordance with the Indian Accounting Standards (hereinafter referred to as the 'Ind AS') as notified by Ministry of Corporate Affairs pursuant to Section 133 of the Companies Act, 2013 ('Act') read with of the Companies (Indian Accounting Standards) Rules, 2015 as amended and other relevant provisions of the Act. The accounting policies are applied consistently to all the years presented in the financial statements.

(ii) Basis of preparation and presentation of Financial Statements

The financial statements have been prepared on accrual basis under the historical cost convention except for certain financial instruments measured at fair value at the end of each reporting period as explained in accounting policies below.

The Company presents its balance sheet in order of liquidity.

All amounts disclosed in the financial statements and notes have been rounded off to the nearest lakhs as per the requirement of Schedule III, unless otherwise stated.

(iii) Material accounting judgements, estimates and assumptions

The preparation of financial statements in conformity with the recognition and measurement principles of Ind AS requires management of the Company to make judgments, estimates and assumptions that affect the reported amounts of assets and liabilities, disclosures including disclosures of contingent assets and contingent liabilities as at the date of financial statements and the reported amounts of revenues and expenses during the period. Actual results may differ from these estimates. Estimates and underlying assumptions are reviewed on an ongoing basis. Revisions to accounting estimates are recognized in the period in which the estimates are revised and in future periods which are affected.

Key sources of estimation of uncertainty at the date of the financial statements which may cause a material adjustment to the carrying amounts of assets and liabilities within the next financial year is in respect of:

- recognition of deferred tax assets;
- measurement of defined benefit obligations; key actuarial assumptions;
- Financial instruments – Fair values, risk management and impairment of financial assets
- estimates of useful lives and residual value of Property, Plant and Equipment and Other Intangible Assets
- recognition and measurement of provisions and contingencies; key assumptions about the likelihood and magnitude of an outflow of resources, if any.
- impairment test of non-financial assets: key assumptions underlying recoverable amounts including the recoverability of expenditure on intangible assets;

(iv) Fair value measurements

When the fair value of financial assets or financial liabilities recorded or disclosed in the financial statements cannot be measured at the quoted price in the active markets, their fair value is measured using the valuation techniques that include the use of valuation models. The inputs to these models are taken from observable markets where possible, but where this is not feasible, a degree of judgment is required in establishing fair values, judgments includes consideration of inputs such as liquidity risk, credit risk and volatility.



SATTVA HOLDING AND TRADING PRIVATE LIMITED

NOTES TO THE FINANCIAL STATEMENTS FOR THE YEAR ENDED 31ST MARCH, 2025.

v) Recent accounting pronouncements which are not yet effective

Ministry of Corporate Affairs ("MCA") notifies new standards or amendments to the existing standards under Companies (Indian Accounting Standards) Rules as issued from time to time. For the Year ended Mar 31, 2025, MCA has not notified any new standards or amendments to the existing standards applicable to the Company.

B) Material Accounting Policies

a) Financial Instruments

(i) Classification

A Financial instrument is any contract that gives rise to a financial asset of one entity and financial liability or equity instruments of another entity.

Financial assets, other than equity, are classified into financial assets at fair value through other comprehensive income (FVOCI) or fair value through profit and loss account (FVTPL) or at amortised cost. Financial assets that are equity instruments are classified as FVTPL or FVOCI. Financial liabilities are classified as amortised cost category and FVTPL.

Business Model assessment and Solely payments of principal and interest (SPPI) test:

Classification and measurement of financial assets depends on the business model and results of SPPI test. the Company determines the business model at a level that reflects how groups of financial assets are managed together to achieve a particular business objective. This assessment includes judgement reflecting all relevant evidence including;

- how the performance of the business model and the financial assets held within that business model are evaluated and reported to the entity's key management personnel;
- the risks that affect the performance of the business model (and the financial assets held within that business model) and, in particular, the way in which those risks are managed; and
- how managers of the business are compensated (for example, whether the compensation is based on the fair value of the assets managed or on the contractual cash flows collected).

(ii) Initial recognition

The classification of financial instruments at initial recognition depends on their contractual terms and the business model for managing the instruments.

Financial assets and financial liabilities are initially measured at fair value. Transaction costs that are directly attributable to the acquisition or issue of financial assets and financial liabilities (other than financial assets and financial liabilities at (FVTPL) are added to or deducted from the fair value of the financial assets or financial liabilities, as appropriate, on initial recognition. Transaction costs directly attributable to the acquisition of financial assets or financial liabilities at FVTPL are recognised immediately in the Statement of profit and loss.

(iii) Subsequent measurement

Financial assets at amortised cost

Financial assets are subsequently measured at amortised cost using the effective interest rate (EIR) if these financial assets are held within a business model whose objective is to hold these assets in order to collect contractual cash flows and the contractual terms of the financial asset give rise on specified dates to cash flows that are solely payments of principal and interest on the principal amount outstanding.

The amortised cost is reduced by impairment losses. Interest income, foreign exchange gains and losses and impairment are recognised in the Statement of Profit and Loss. Any gain or loss on derecognition is recognised in the Statement of Profit and Loss.

Equity Instruments at FVOCI

The Company's management has elected to classify irrevocably some of its equity investments as equity instruments at FVOCI, when such instruments meet the definition of Equity under Ind AS 109 'Financial Instruments' and are not held for trading.

Gains and losses on these equity instruments are never recycled to profit or loss. Dividends from these equity investments are recognised in the statement of profit and loss when the right to receive the payment has been established.

Financial assets at Fair value through Profit and loss

Financial assets are measured at FVTPL unless it is measured at amortised cost or at FVOCI on initial recognition. The transaction costs directly attributable to the acquisition of financial assets at fair value through profit and loss are immediately recognised in profit or loss.

Financial Liabilities and equity instruments

Classification as debt or equity

Financial liabilities and equity instruments issued by the Company are classified according to the substance of the contractual arrangements entered into and the definitions of a financial liability and an equity instrument.



SATTVA HOLDING AND TRADING PRIVATE LIMITED

NOTES TO THE FINANCIAL STATEMENTS FOR THE YEAR ENDED 31ST MARCH, 2025.

Financial Liabilities

Financial liabilities are subsequently measured at amortised cost using the effective interest method. Interest expense and foreign exchange gains and losses are recognised in the Statement of Profit and Loss. Any gain or loss on derecognition is also recognised as profit or loss respectively.

Equity instruments

An equity instrument is any contract that evidences a residual interest in the assets of the Company after deducting all of its liabilities. Equity instruments are recorded at the proceeds received, net of direct issue costs.

Other Financial Liabilities

Trade and other payables are initially measured at fair value, net of transaction costs, and are subsequently measured at amortised cost using effective interest rate method where the time value of money is significant. For trade and other payables maturing within one year from the Balance Sheet date, the carrying amount approximates the fair value due to the short maturity of these instruments.

(iv) Derecognition of Financial assets and Financial liabilities

The Company derecognizes a financial asset only when the contractual rights to the cash flows from the asset expires or it transfers the financial asset and substantially all the risks and rewards of ownership of the asset to another entity.

A financial liability is derecognised when, and only when, the obligation under the liability is discharged, cancelled or expired.

(v) Impairment of financial instruments

The Company recognizes a loss allowance for expected credit losses on a financial asset that is at amortized cost or fair value through OCI. Loss allowance in respect of financial assets is measured at an amount equal to life time expected credit losses and is calculated as the difference between their carrying amount and the present value of the expected future cash flows discounted at the original effective interest rate.

(vi) Reclassification of Financial assets

The Company does not re-classify its financial assets subsequent to their initial recognition, apart from the exceptional circumstances when the Company changes its business model for managing such financial assets. the Company does not re-classify its financial liabilities.

b) Determination of fair value

Fair value is the price that would be received to sell an asset or paid to transfer a liability in an orderly transaction between market participants at the measurement date.

The fair value of a financial instrument on initial recognition is normally the transaction price (fair value of the consideration given or received). Subsequent to initial recognition, the Company determines the fair value of financial instruments that are quoted in active markets using the quoted bid prices (financial assets held) or quoted ask prices (financial liabilities held) and using valuation techniques for other instruments. Valuation techniques include discounted cash flow method and other valuation models.

c) Investment in subsidiaries

The Company has chosen to carry the investments in subsidiaries at cost less impairment, if any.

d) Property, Plant and Equipment and Other Intangible Assets

Property, plant and equipment and other intangible assets are stated at cost of acquisition less accumulated depreciation / amortisation and accumulated impairment losses, if any. Cost includes all expenses incidental to the acquisition of the property, plant and equipment and any attributable cost of bringing the asset to its working condition for its intended use. Subsequent costs are capitalised only when it is probable that future economic benefits associated with the item will flow to the Company and the cost of the item can be measured reliably. All other repair and maintenance costs are recognized in statement of profit and loss as incurred.



SATTVA HOLDING AND TRADING PRIVATE LIMITED

NOTES TO THE FINANCIAL STATEMENTS FOR THE YEAR ENDED 31ST MARCH, 2025.

Capital work in progress and Capital advances

Cost of assets not ready for intended use, as on the Balance Sheet date, is shown as capital work in progress. Advances given towards acquisition of property, plant and equipment and other intangible assets outstanding at each Balance Sheet date are disclosed in Other Non-Financial Assets.

Depreciation of property plant and equipment

Depreciation on property, plant and equipment is provided on written down value basis as per the useful life prescribed in Schedule II of the Companies Act, 2013. Further, assets individually costing INR 5,000/- or less are fully depreciated in the year of purchase.

Nature of property, plant and equipment	Useful life in years
Office Equipment	5 years
Computer	3 years

The Company provides pro-rata depreciation from the date the asset is ready for its intended use and in respect of assets sold, depreciation is provided upto the date of disposal.

The residual values, estimated useful lives and method of depreciation of property, plant and equipment are reviewed at end of each reporting period, with the effect of any changes in estimate accounted for on a prospective basis.

Amortisation of other intangible assets

Intangible assets comprising of software purchased are amortized on a written down value over the useful life of the software commencing from the year in which such software is first ready for its intended use. The estimated useful life and amortization method are reviewed at the end of each reporting period, with the effect of any changes in estimate being accounted for on a prospective basis.

Derecognition of property, plant and equipment and other intangible assets

Property, plant and equipment and other intangible assets are derecognised on disposal or when no future economic benefits are expected to arise from its continuous use. Any gain or loss arising on derecognition of the asset (calculated as the difference between the net disposal proceeds and the carrying amount of the asset) is recognised in other income / expense in the statement of profit and loss in the year the asset is derecognised. The date of disposal of an item of property, plant and equipment and other intangible assets is the date the recipient obtains control of that item in accordance with the requirements for determining when a performance obligation is satisfied in Ind AS 115.

e) Right of Use and Leases Liability

The Company's lease asset classes primarily consist of lease for office premises. the Company assesses whether a contract contains a lease at the inception of a contract. A contract is, or contains, a lease if the contract conveys the right to control the use of an identified asset for a period of time in exchange for consideration. To assess whether a contract conveys the right to control the use of an identified asset, the Company assesses whether : (i) the contract involves the use of an identified asset; (ii) the Company has substantially all of the economic benefits from use of the asset through the period of the lease, and (iii) the Company has the right to direct the use of the asset.

At the date of commencement of the lease, the Company recognizes a right-of-use (ROU) asset and a corresponding lease liability for all lease arrangements in which it is a lessee, except for leases with a term of 12 months or less (short-term leases) and low-value leases. For these short-term and low-value leases, the Company recognizes the lease payments as an operating expense on a straight-line basis over the term of the lease.

Certain lease arrangements include the option to extend or terminate the lease before the end of the lease term. ROU assets and lease liabilities include these options when it is reasonably certain that they will be exercised.

The ROU assets are initially recognized at cost, which comprises the initial amount of the lease liability adjusted for any lease payments made at or prior to the commencement date of the lease plus any initial direct costs less any lease incentives. They are subsequently measured at cost less accumulated depreciation and impairment losses.

ROU assets are depreciated from the commencement date on a straight-line basis over the shorter of the lease term and useful life of the underlying asset. ROU assets are evaluated for recoverability whenever events or changes in circumstances indicate that their carrying amounts may not be recoverable. For the purpose of impairment testing, the recoverable amount (i.e. the higher of the fair value less cost to sell and the value-in-use) is determined on an individual asset basis unless the asset does not generate cash flows that are largely independent of those from other assets. In such cases, the recoverable amount is determined for the CGU to which the asset belongs.

The lease liability is initially measured at amortized cost at the present value of the future lease payments. The lease payments are discounted using the interest rate implicit in the lease or, if not readily determinable, using the incremental borrowing rates in the country of domicile of the leases. Lease liabilities are remeasured with a corresponding adjustment to the related right of use asset if the Group changes its assessment if whether it will exercise an extension or a termination option.

Lease liability has been included under 'Other Financial Liabilities' in the Balance Sheet and ROU asset have been separately presented in the Balance Sheet and lease payments have been classified as financing cash flows.



SATTVA HOLDING AND TRADING PRIVATE LIMITED

NOTES TO THE FINANCIAL STATEMENTS FOR THE YEAR ENDED 31ST MARCH, 2025.

f) Revenue recognition

(i) Interest Income or interest expense

Under Ind AS 109 interest income or expense is recorded using the effective interest rate (EIR) method for all financial instruments measured at amortised cost. The EIR is the rate that exactly discounts estimated future cash receipts or payments through the expected life of the financial instrument to:

- the gross carrying amount of the financial asset; or
- the amortised cost of the financial liability.

In calculating interest income and expense, the effective interest rate is applied to the carrying amount of the asset (when the asset is not credit-impaired) or to the amortised cost of the liability. However, for financial assets that have become credit-impaired subsequent to initial recognition, interest income is calculated by applying the effective interest rate to the amortised cost of the financial asset. If the asset is no longer credit-impaired, then the calculation of interest income reverts to the gross basis.

(ii) Dividend income

Dividend income (including from FVOCI investments) is recognised when the Company's right to receive the payment is established, it is probable that the economic benefits associated with the dividend will flow to the entity and the amount of the dividend can be measured reliably. This is generally when the shareholders approve the dividend.

(iii) Gain and loss from financial instruments

The realised gains / losses from financial instruments at FVTPL represents the difference between the carrying amount of a financial instrument at the beginning of the reporting period, or the transaction price if it was purchased in the current reporting period, and its settlement price.

The unrealised gains / losses represents the difference between the carrying amount of a financial instrument at the beginning of the period, or the transaction price if it was purchased in the current reporting period, and its carrying amount at the end of the reporting period.

g) Borrowing Costs

Borrowing costs include interest expense calculated using the effective interest method.

h) Taxation

Income tax expense comprises both current and deferred tax. Current and deferred taxes are recognised in the statement of profit and loss except when they relate to items credited or debited either in other comprehensive income or directly in equity in which case the tax is also recognised in other comprehensive income or directly in equity.

Current Tax

Current tax assets and liabilities for the current and prior years are measured at the amount expected to be recovered from, or paid to, the taxation authorities. The tax rates and tax laws used to compute the amount are those that are enacted, or substantively enacted, by the reporting date.

Current income tax relating to items recognised outside profit or loss is recognised outside profit or loss (either in other comprehensive income or in equity). Current tax items are recognised in correlation to the underlying transaction either in OCI or directly in equity. Management periodically evaluates positions taken in the tax returns with respect to situations in which applicable tax regulations are subject to interpretation and establishes provisions where appropriate.

Deferred tax

Deferred tax assets and liabilities are recognised on temporary differences arising between the tax base of assets and liabilities and their carrying amounts in the financial statements.

Deferred tax liabilities are generally recognised for all taxable temporary differences. Deferred tax assets are recognised to the extent it is probable that taxable profit will be available against which the deductible temporary differences and the carry forward of unused tax credits and unused tax losses can be utilised.

The carrying amount of deferred tax assets is reviewed at the end of each reporting date and reduced to the extent that it is no longer probable that sufficient taxable profits will be available to allow all or part of the deferred tax asset to be utilised.

Deferred tax assets and liabilities are measured at the tax rates that are expected to apply in the year when the asset is realised or the liability is settled, based on tax rates (and tax laws) that have been enacted or substantively enacted at the reporting date.

Deferred tax relating to items recognised outside profit or loss is recognised outside profit or loss (either in other comprehensive income or in equity). Deferred tax items are recognised in correlation to the underlying transaction either in OCI or directly in equity.

Deferred tax assets and deferred tax liabilities are offset if a legally enforceable right exists to set off current tax assets against current tax liabilities and the deferred taxes relate to the same taxable entity and the same taxation authority.



SATTVA HOLDING AND TRADING PRIVATE LIMITED

NOTES TO THE FINANCIAL STATEMENTS FOR THE YEAR ENDED 31ST MARCH, 2025.

i) Earnings per share

The basic earnings per share is computed by dividing the net profit attributable to the equity shareholders by weighted average number of equity shares outstanding during the reporting period.

Diluted earnings per equity share is computed by dividing the net profit attributable to the equity holders of the Company by the weighted average number of equity shares considered for deriving basic earnings per equity share and also the weighted average number of equity shares that could have been issued upon conversion of all dilutive potential equity shares. In computing diluted earnings per share, only potential equity shares that are dilutive are included.

j) Impairment of non - financial assets

The Company assesses, at each reporting date, whether there is an indication that an asset may be impaired. If any indication exists, or when annual impairment testing for an asset is required, the Company estimates the asset's recoverable amount.

Recoverable amount is the higher of fair value less costs of disposal and value in use. Recoverable amount is determined for an individual asset, unless the asset does not generate cash inflows that are largely independent of those from other assets. When the carrying amount of an asset exceeds its recoverable amount, the asset is considered impaired and is written down to its recoverable amount. In assessing value in use, the estimated future cash flows are discounted to their present value using a pre-tax discount rate that reflects current market assessments of the time value of money and the risks specific to the asset. In determining fair value less costs of disposal, recent market transactions are taken into account. If no such transactions can be identified, an appropriate valuation model is used. These calculations are corroborated by valuation multiples, quoted share prices for publicly traded companies or other available fair value indicators.

An impairment loss is recognised whenever the carrying amount of an asset exceeds its recoverable amount. The impairment loss, if any, is recognised in the statement of profit and loss in the period in which impairment takes place.

A previously recognised impairment loss is reversed only if there has been a change in the assumptions used to determine the asset's recoverable amount since the last impairment loss was recognised. Where an impairment loss subsequently reverses, the carrying amount of the asset is increased to the revised estimate of its recoverable amount, however subject to the increased carrying amount not exceeding the carrying amount that would have been determined (net of amortisation or depreciation) had no impairment loss been recognised for the asset in prior accounting periods. A reversal of an impairment loss is recognised immediately in the statement of profit and loss.

k) Accounting for provisions contingent liabilities and contingent assets

Provisions are recognised in the balance sheet when the Company has a present obligation (legal or constructive) as a result of a past event, which is expected to result in an outflow of resources embodying economic benefits which can be reliably estimated. Each provision is based on the best estimate of the expenditure required to settle the present obligation at the balance sheet date. Where the time value of money is material, the amount of a provision shall be the present value of the expenditures expected to be required to settle the obligation.

Contingent liabilities are not recognised in the financial statements. Contingent liabilities are disclosed when there is a possible obligation arising from past events, the existence of which will be confirmed only by the occurrence or non-occurrence of one or more uncertain future events not wholly within the control of the Company or a present obligation that arises from past events where it is either not probable that an outflow of resources will be required to settle the obligation or a reliable estimate of the amount cannot be made.

A contingent asset is a possible asset that arises from past events and whose existence will be confirmed only by the occurrence or non-occurrence of one or more uncertain future events not wholly within the control of the entity. The Company does not recognise contingent asset.

Provisions, contingent assets, contingent liabilities and commitments are reviewed at each balance sheet date.

C) Other Accounting Policies

a) Foreign currency transactions and translation

The management of the Company has determined Indian Rupee ("INR") as the functional currency of the Company. In preparing the financial statements, transactions in currencies other than the entity's functional currency are recorded at the rates of exchange prevailing on the date of the transaction. At the end of each reporting period, monetary items denominated in foreign currencies are re-translated at the rates prevailing at the end of the reporting period. Non-monetary items carried at fair value that are denominated in foreign currencies are re-translated at the rates prevailing on the date when the fair value was determined. Non-monetary items that are measured in terms of historical cost in a foreign currency are not translated.

Exchange differences arising out of these translations are recognised in the Statement of Profit and Loss.



SATTVA HOLDING AND TRADING PRIVATE LIMITED

NOTES TO THE FINANCIAL STATEMENTS FOR THE YEAR ENDED 31ST MARCH, 2025.

b) Employee benefits

(i) Short term employee benefits

All employee benefits payable wholly within twelve months of rendering the service are classified as short-term employee benefits. The undiscounted amount of short-term employee benefits expected to be paid in exchange for the services rendered by employees is recognised during the year.

(ii) Post Employment Benefits

Defined Contribution Plans

The Company's state governed provident fund scheme and employee pension scheme are defined contribution plans. The contribution paid/ payable under the schemes is recognised during the period in which the employee renders the related service.

Defined Benefit Plans - Gratuity

The Company's gratuity scheme is a defined benefit plan. The Company's net obligation in respect of the gratuity benefit is calculated by estimating the amount of future benefit that the employees have earned in return for their service in the current and prior periods, that benefit is discounted to determine its present value, and the fair value of plan assets, if any, is deducted from such determined present value.

The discount rate used for determining the present value is based on the Indian Government Securities yields prevailing as at the balance sheet date that have maturity date equivalent to the tenure of the obligation.

The cost of providing benefits under the defined benefit plan is determined using the projected unit credit method with actuarial valuations being carried out at the end of each annual reporting period.

Remeasurements arising from defined benefit plans, comprising of actuarial gains and losses, the return on plan assets in excess of what has been estimated and the effect of the asset ceiling, if any, in case of over funded plans are recognised immediately in the balance sheet with a corresponding debit or credit to retained earnings through other comprehensive income in the period in which they occur. All other expenses related to defined benefit plans is recognised in employee benefit expenses in statement of profit and loss. Remeasurements are not reclassified to profit or loss in subsequent periods.

When the benefits of the plan are changed, or when a plan is curtailed or settlement occurs, the portion of the changed benefit related to past service by employees, or the gain or loss on curtailment or settlement, is recognized immediately in the profit or loss account when the plan amendment or when a curtailment or settlement occurs.

(iii) Other Long term Benefits - Compensated absences

Compensated absences are recognised as a liability at the present value of the defined benefit obligation at the balance sheet date. The Company's liability towards compensated absences is determined on the basis of valuations, as at balance sheet date, carried out by an independent actuary using Projected Unit Credit Method. Actuarial gains and losses comprise experience adjustments and the effects of changes in actuarial assumptions and are recognised immediately in the statement of profit and loss.

c) Dividends on ordinary shares

The Company recognises a liability to make cash distributions to equity holders of the Company when the distribution is authorised and the distribution is no longer at the discretion of the Company. As per the Companies Act, 2013, a final dividend is authorised when it is approved by the shareholders in the annual general meeting. A corresponding amount is recognised directly in equity.

d) Segment reporting

The Company is primarily engaged in the business of investment in Companies including group companies. As such the Company's financial statements are largely reflective of the investment business and there is no separate reportable segment. Pursuant to Ind AS 108 - Operating Segments, no segment disclosure has been made in these financial statements as the Company has only one geographical segment and no other separate reportable business segment.



SATTVA HOLDING AND TRADING PRIVATE LIMITED		
NOTES TO THE FINANCIAL STATEMENTS FOR THE YEAR ENDED 31ST MARCH, 2025.		
(Currency: INR in Lakhs)		
	As at 31st March, 2025	As at 31st March, 2024
3.1 Cash and cash equivalents		
Cash on hand	-	0.03
Balances with Banks		
- in current accounts	89.99	1.73
Bank deposits with maturity less than 3 months		-
Total	89.99	1.76
3.2 Bank Balance other than cash and cash equivalents		
Bank deposits with maturity more than 3 months upto 12 Month	1,237.00	-
Fixed Deposit under lien with bank	504.06	2,006.52
Total	1,741.06	2,006.52



SATTVA HOLDING AND TRADING PRIVATE LIMITED
NOTES TO THE FINANCIAL STATEMENTS FOR THE YEAR ENDED 31ST MARCH, 2025.

(Currency: INR in Lakhs)

3.3 Investments

Investments	Amortised cost	At Fair Value		At Cost	Total
		Through other comprehensive income	Designated at fair value through profit or loss		
As at 31st March, 2025					
Investments					
Equity instruments					
Subsidiary - Canes Venatici Trading Private Limited	-	-	-	1.00	1.00
Others - Asian Paints Limited		12,82,423.01		-	12,82,423.01
Total	-	12,82,423.01	-	1.00	12,82,424.01
(i) Investments outside India	-	-	-	-	-
(ii) Investments in India	-	12,82,423.01	-	1.00	12,82,424.01
Total	-	12,82,423.01	-	1.00	12,82,424.01
As at 31st March, 2024					
Investments					
Equity instruments					
Subsidiary - Canes Venatici Trading Private Limited	-	-	-	1.00	1.00
Others - Asian Paints Limited		15,59,711.07		-	15,59,711.07
Total	-	15,59,711.07	-	1.00	15,59,712.07
(i) Investments outside India	-	-	-	-	-
(ii) Investments in India	-	15,59,711.07	-	1.00	15,59,712.07
Total	-	15,59,711.07	-	1.00	15,59,712.07

Breakup of Investments is as under

	As at 31st March, 2025			As at 31st March, 2024		
	No. of shares / units	Cost	Fair Value	No. of shares / units	Cost	Fair Value
Equity instruments						
Subsidiary - Canes Venatici Trading Private Limited (FV INR 10/-)	10,000	1.00	1.00	10,000	1.00	1.00
Others - Asian Paints Limited (FV INR 1/-)	5,47,89,183	1,02,618.71	12,82,423.01	5,47,89,183	1,02,618.71	15,59,711.07
Total		1,02,619.71	12,82,424.01		1,02,619.71	15,59,712.07

Investments pledged against Borrowings

Of the above investments 74,46,000 shares (Previous Year : 62,96,000 shares) of Asian Paints Limited are pledged against borrowings.

Investment in Equity instruments designated at fair value through other comprehensive income

The Company has elected to designate the investment in equity shares, which are neither held for trading nor received as contingent consideration in business combination, at fair value through other comprehensive income (FVOCI). The Company chose the option of designating these investments to be recognised as FVOCI, as these equity instruments are not held for trading and management has elected to classify the same irrevocably as equity instruments at FVOCI.

Reclassification

During the current or previous year the Company has not reclassified any investments since its initial classification.

The Company has not transferred any Financial assets which are transferred but are not derecognised in books of accounts.



SATTVA HOLDING AND TRADING PRIVATE LIMITED		
NOTES TO FINANCIAL STATEMENTS FOR THE YEAR ENDED 31ST MARCH, 2025.		
(Currency: INR in Lakhs)		
	As at 31st March, 2025	As at 31st March, 2024
3.4 Other Financial Assets		
Unsecured - considered good		
Security deposits	17.85	16.69
Bank deposits with maturity more than 12 months	0.56	0.54
Advances	0.46	
Total	18.88	17.23
3.5 Current tax assets (Net of provision for tax)		
Advance Payment of Taxes	-	108.43
Total	-	108.43



SATTVA HOLDING AND TRADING PRIVATE LIMITED			
NOTES TO FINANCIAL STATEMENTS FOR THE YEAR ENDED 31ST MARCH, 2025.			
(Currency: INR in Lakhs)			
3.6 Property, Plant and Equipment			
Description	Office Equipments	Computers	Total
I. Gross Block			
Balance as at March 31st, 2023	1.55	7.12	8.67
Additions	0.56	2.87	3.43
Disposals	-	-	-
Balance as at March 31st, 2024	2.11	9.99	12.10
Additions	0.22	0.58	0.80
Disposals	1.11	2.73	3.84
Balance as at Mar 31st, 2025	1.23	7.84	9.06
II. Accumulated Depreciation and impairment			
Balance as at March 31st, 2023	1.23	6.69	7.92
Depreciation for the year	0.34	1.32	1.66
Eliminated on disposal of assets	-	-	-
Balance as at March 31st, 2024	1.57	8.01	9.58
Depreciation for the year	0.25	1.57	1.82
Eliminated on disposal of assets	1.11	2.73	3.84
Balance as at Mar 31st, 2025	0.71	6.85	7.56
III. Net block (I-II)			
Balance as at Mar 31st, 2025	0.52	0.99	1.50
Balance as at March 31st, 2024	0.54	1.98	2.52
3.7 Right of use assets			
Description	Office premises	Total	
I. Gross Block			
Balance as at March 31st, 2023	93.69	93.69	
Additions	77.11	77.11	
Disposals	93.69	93.69	
Balance as at March 31st, 2024	77.11	77.11	
Additions	-	-	
Disposals	-	-	
Balance as at Mar 31st, 2025	77.11	77.11	
II. Accumulated Depreciation and impairment			
Balance as at March 31st, 2023	89.55	89.55	
Depreciation	8.67	8.67	
Eliminated on disposal of assets	93.69	93.69	
Balance as at March 31st, 2024	4.53	4.53	
Depreciation	18.15	18.15	
Eliminated on disposal of assets	-	-	
Balance as at Mar 31st, 2025	22.68	22.68	
III. Net block (I-II)			
Balance as at Mar 31st, 2025	54.43	54.43	
	72.58	72.58	



SATTVA HOLDING AND TRADING PRIVATE LIMITED		
NOTES TO FINANCIAL STATEMENTS FOR THE YEAR ENDED 31ST MARCH, 2025.		
(Currency: INR in Lakhs)		
3.8 Other Intangible assets		
Description	Software	Total
I. Gross Block		
Balance as at March 31st, 2023	1.86	1.86
Additions	-	-
Disposals	-	-
Balance as at March 31st, 2024	1.86	1.86
Additions	-	-
Disposals	0.80	0.80
Balance as at Mar 31st, 2025	1.06	1.06
II. Accumulated amortisation		
Balance as at March 31st, 2023	1.83	1.83
Amortisation charge	0.02	0.02
Eliminated on disposal of assets	-	-
Balance as at March 31st, 2024	1.85	1.85
Amortisation charge	-	-
Eliminated on disposal of assets	0.79	0.79
Balance as at Mar 31st, 2025	1.06	1.06
III. Net block (I-II)		
Balance as at Mar 31st, 2025	0.00	0.00
Balance as at March 31st, 2024	0.01	0.01



SATTVA HOLDING AND TRADING PRIVATE LIMITED		
NOTES TO FINANCIAL STATEMENTS FOR THE YEAR ENDED 31ST MARCH, 2025.		
(Currency: INR in Lakhs)		
	As at 31st March, 2025	As at 31st March, 2024
3.9 Other Non Financial Assets		
Prepaid Expenses	0.69	0.06
Advance to staff	0.15	-
Total	0.84	0.06



SATTVA HOLDING AND TRADING PRIVATE LIMITED

NOTES TO FINANCIAL STATEMENTS FOR THE YEAR ENDED 31ST MARCH, 2025.

(Currency : INR in Lakhs)

	As at 31st March, 2025	As at 31st March, 2024
3.10 Trade Payables		
(i) total outstanding dues of micro enterprises and small enterprises	13.63	4.67
(ii) total outstanding dues of creditors other than micro enterprises and small enterprises	10.64	10.55
Total	24.27	15.22

Disclosure of amounts due to Micro, Small and Medium enterprises is based on information available with the Company regarding the status of the suppliers as defined under 'The Micro, Small and Medium Enterprises Development Act, 2006' (MSMED). This has been relied upon by the auditors.

Trade payables are recognised at their original invoice amounts which represents their fair values on initial recognition. Trade payables are considered to be of short duration and are not discounted and the carrying values are assumed to approximate their fair values.

Trade Payables ageing schedule: As at 31st Mar, 2025

Outstanding for following periods from due date of payment

Particulars	Not Due	Less than 1 year	1-2 years	2-3 years	More than 3 years	Total
(i) MSME	13.63		-	-	-	13.63
(ii) Others	10.64		-	-	-	10.64
(iii) Disputed dues- MSME	-	-	-	-	-	-
(iv) Disputed dues - Others	-	-	-	-	-	-

Trade Payables ageing schedule: As at 31st March, 2024

Outstanding for following periods from due date of payment

Particulars	Not Due	Less than 1 year	1-2 years	2-3 years	More than 3 years	Total
(i) MSME	4.67	-	-	-	-	4.67
(ii) Others	10.55	-	-	-	-	10.55
(iii) Disputed dues- MSME	-	-	-	-	-	-
(iv) Disputed dues - Others	-	-	-	-	-	-

3.11 Lease Liability	As at 31st March, 2025	As at 31st March, 2024
Lease Liability	55.09	68.51
Total	55.09	68.51



SATTVA HOLDING AND TRADING PRIVATE LIMITED		
NOTES TO FINANCIAL STATEMENTS FOR THE YEAR ENDED 31ST MARCH, 2025.		
(Currency : INR in Lakhs)		
3.12 Borrowings (Other than Debt Securities)	As at 31st March, 2025	As at 31st March, 2024
At Amortised cost (Secured - In India)		
a) Term Loans		
(i) from financial institutions (Refer note (a) below)	53,780.39	61,384.63
b) Bank Overdraft (Refer note (c) below)	-	1,298.51
Total	53,780.39	62,683.14
<p>a) Loans from Financial Institutions:</p> <p>i) Borrowings from Financial Institutions carry interest rate of 9.10% p.a. to 9.25% p.a. and are repayable within 1 to 3 years from date of disbursement, certain loans have a call/put option exercisable at the end of 3 to 12 months.</p> <p>ii) There were no continuing default as on the balance sheet date in repayment of loans and interest.</p> <p>iii) The long term borrowings are secured by pledging 7,446,000 (62,96,000 shares as on 31st March 2024) shares of Asian Paints Limited.</p> <p>b) The overdraft facility from a Bank carries interest rate of 8.12% p.a.(8.36% p.a. as on 31st March 2024) and is secured against the fixed deposits kept with Bank.</p>		
3.13 Other Financial Liabilities	As at 31st March, 2025	As at 31st March, 2024
Employee related expenses payable	9.51	5.23
Total	9.51	5.23
3.14 Current tax liabilities (Net)	As at 31st March, 2025	As at 31st March, 2024
Provision for tax (net of advance tax of Rs 3570 lacs)	4.97	-
Total	4.97	-
3.15 Provisions	As at 31st March, 2025	As at 31st March, 2024
	As at	As at
Provision for gratuity	11.26	9.61
Provision for compensated absences	6.20	3.91
Total	17.47	13.52
3.16 Other Non-Financial Liabilities	As at 31st March, 2025	As at 31st March, 2024
Statutory liabilities	96.00	104.48
Total	96.00	104.48



SATTVA HOLDING AND TRADING PRIVATE LIMITED				
NOTES TO FINANCIAL STATEMENTS FOR THE YEAR ENDED 31ST MARCH, 2025.				
(Currency: INR in Lakhs)				
3.17 Equity share capital				
Particulars	As at 31st March, 2025		As at 31st March, 2024	
	No. of Shares	Amount	No. of Shares	Amount
Authorised Capital				
Equity Shares of par value INR 10/- each	20,50,000	205.00	20,50,000	205.00
Redeemable Preference Shares of INR 10/- each	1,00,000	10.00	1,00,000	10.00
Unclassified shares of INR 10/- each	50,000	5.00	50,000	5.00
	22,00,000	220.00	22,00,000	220.00
Issued, subscribed and fully paid up				
Equity Shares of par value INR 10/- each fully paid up	20,50,000	205.00	20,50,000	205.00
	20,50,000	205.00	20,50,000	205.00
(a) Reconciliation of the number of shares outstanding at the beginning and at the end of the period				
Particulars	No. of Shares	Amount	No. of Shares	Amount
Outstanding at the beginning of the year	20,50,000	205.00	20,50,000	205.00
Add: Issued during the year	-	-	-	-
Outstanding at the end of the year	20,50,000	205.00	20,50,000	205.00
(b) Rights, preferences and restrictions attached to each class of shares including restrictions on the distribution of dividends and the repayment of capital:				
The Company has only issued one class of equity shares having a par value of INR 10/- per share. Each holder of equity shares is entitled to one vote per share. In the event of liquidation of the company, the holders of equity shares will be entitled to receive remaining assets of the company, after distribution of all preferential amounts. The distribution will be in proportion to the number of equity shares held by the shareholders.				
The Board of directors, at their meeting held on June 29, 2024 declared the Interim dividend of Rs 20 per equity share for the year ended March 31, 2024 .				
(c) Shares held by holding company:				
Particulars	Name & Nature of Relationship		As at 31st March, 2025 Amount	As at 31st March, 2024 Amount
Rayirth Holding and Trading Company Private Limited and its nominees	Holding Company		205.00	205.00
(d) Details of the Shareholders holding more than 5 % of the shares in the Company:				
Particulars	As at 31st March, 2025		As at 31st March, 2024	
	% of Holding	No. of Shares held	% of Holding	No. of Shares held
Equity Shares Rayirth Holding and Trading Company Private Limited and its nominees	100.00	20,50,000	100.00	20,50,000
(e) Shares reserved for issue under options and contracts/commitments for the sale of shares or disinvestment, including the terms and amounts - NIL				
(f) For the period of five years immediately preceding the date at which the Balance Sheet is prepared:				
(i) Aggregate number and class of shares allotted as fully paid up pursuant to contract without payment being received in cash - NIL;				
(ii) Aggregate number and class of shares allotted as fully paid up by way of bonus shares - NIL; and				
(iii) Aggregate number and class of shares bought back - NIL				
Shares held by promoters at the end of the year 31st Mar 2025				
Sr. No.	Promoter Name	No. of Shares	% of total shares	% Change during the year
1	Rayirth Holding and Trading Company Private Limited	2049999	100%	-
2	Malav Dani (as nominee of Rayirth Holding and Trading Company Private Limited)	1	0%	-



SATTVA HOLDING AND TRADING PRIVATE LIMITED
NOTES TO FINANCIAL STATEMENTS FOR THE YEAR ENDED 31ST MARCH, 2025.

(Currency: INR in Lakhs)

Shares held by promoters at the end of the year 31st March 2024

Sr. No.	Promoter Name	No. of Shares	% of total shares	% Change during the year
1	Rayirth Holding and Trading Company Private Limited	2049999	100%	-
2	Malav Dani (as nominee of Rayirth Holding and Trading Company Private Limited)	1	0%	-

3.18 Other Equity

Particulars	As at 31st March, 2025	As at 31st March, 2024
Statutory Reserve		
Balance at the beginning of the Year	11,600.69	10,370.79
Add: Transferred during the Year	1,802.11	1,229.90
Balance at the end of the period /Year	13,402.80	11,600.69
Retained Earnings		
Balance at the beginning of the Year	30,133.60	25,214.00
Add: Net profit for the Year	9,010.53	6,149.50
Less: Statutory Reserve as per Section 45-IC of RBI Act, 1934	(1,802.11)	(1,229.90)
Less: Dividend for FY 2023-24	(410.00)	-
Balance at the end of the Year	36,932.02	30,133.60
Other comprehensive income		
Balance at the beginning of the year	13,54,291.23	13,12,997.59
Add: other comprehensive income for the year	(2,63,335.83)	41,293.64
Balance at the end of the Year	10,90,955.40	13,54,291.23
Total	11,41,290.22	13,96,025.52

Nature of reserves

a) Statutory Reserve

It represent reserve created under Section 45-IC of the Reserve Bank of India Act, 1934, as amended by RBI (Amendment) Act, 1997, whereby every non banking financial company is required to transfer a sum of not less than 20% of its net profit every year as disclosed in the statement of profit and loss to statutory reserve.

b) Retained Earnings

Retained earnings are the profits that the Company has earned till date, less any transfers to statutory reserve as per Section 45-IC of the Reserve Bank of India Act, 1935.

c) Equity instrument through other comprehensive income

The Company has elected to recognise changes in the fair value of certain investments in equity securities in other comprehensive income. These changes are accumulated within the FVOCI equity investments reserve within equity. The Company transfers amounts from this reserve to retained earnings when the relevant equity securities are derecognised.



SATTVA HOLDING AND TRADING PRIVATE LIMITED		
NOTES TO FINANCIAL STATEMENTS FOR THE YEAR ENDED 31ST MARCH, 2025.		
(Currency : INR in Lakhs)		
	For the Year ended 31st March, 2025	For the Year ended 31st March, 2024
3.19 Interest Income		
-Deposits with banks	298.75	195.29
-On Other Financial assets carried at amortised cost	1.17	0.66
Total	299.92	195.95
3.20 Dividend Income		
Dividend on investments - Equity Shares	17,751.70	14,464.34
Total	17,751.70	14,464.34



SATTVA HOLDING AND TRADING PRIVATE LIMITED		
NOTES TO FINANCIAL STATEMENTS FOR THE YEAR ENDED 31ST MARCH, 2025.		
(Currency : INR in Lakhs)		
	For the Year ended 31st March, 2025	For the Year ended 31st March, 2024
3.21 Finance Cost		
Interest on borrowings	5,109.82	5,104.74
Interest on overdraft taken from bank	66.49	49.67
Interest on debt securities	-	300.18
Interest Expense on lease liability	5.78	1.70
Interest on delay in payment of taxes	0.02	0.02
Total	5,182.11	5,456.31
3.22 Employee benefits expenses		
Salaries, wages & bonus	130.99	117.30
Gratuity expenses	2.03	3.01
Compensated absences expenses	2.30	(2.92)
Staff welfare expenses	7.72	8.40
Total	143.03	125.77
3.23 Depreciation, amortization and impairment		
Depreciation on property, plant and equipment	1.82	1.66
Amortisation on intangible assets	-	0.02
Depreciation on office premises taken on lease	18.15	8.67
Total	19.97	10.35
3.24 Other expenses		
Filing Fees	0.10	0.34
Rates and Taxes	0.06	0.03
Rent Expense	-	9.18
Printing & Stationary	0.17	0.70
Legal and Professional Expenses	58.56	62.37
Goods and service tax expensed out	17.54	17.74
Payment to Auditor		
- Audit Fees	7.00	8.00
- Other services	-	0.84
- Out of Pocket Expenses	0.06	-
Directors' Sitting Fees	7.85	5.60
Miscellaneous Expenses	3.07	6.82
Total	94.41	111.62



SATTVA HOLDING AND TRADING PRIVATE LIMITED		
NOTES TO FINANCIAL STATEMENTS FOR THE YEAR ENDED 31ST MARCH, 2025.		
(Currency : INR in Lakhs)		
Particulars	For the Year ended 31st March, 2025	For the Year ended 31st March, 2024
3.25 Tax reconciliations		
A Tax expense from continuing operations		
Current tax		
- Current period	3,575.00	2,806.10
- Changes in estimates related to prior years	27.49	0.50
Deferred tax	(0.92)	0.14
Total	3,601.57	2,806.74
Effective tax rate reconciliation		
Profit before tax	12,612.10	8,956.24
Company's domestic tax rate:	25.17%	25.17%
Tax using the Company's domestic tax rate	3,174.21	2,254.11
Adjustment in respect of current income tax of prior years	27.49	0.50
Effect of:		
Non-deductible expenses	400.79	655.18
Change in other Miscellaneous items	(0.92)	0.14
Deduction in respect of Sec 80 M *		(103.19)
TOTAL	3,601.57	2,806.74
* The Board of directors, at their meeting held on June 29, 2024 declared the Interim dividend of Rs 20 per equity share for the year ended March 31, 2024. Hence the company availed a deduction under Sec 80M of Income Tax Act 1961 of Rs. 410 Lakhs on which tax impact is of Rs 103.19 lakhs		
B Deferred tax liabilities (net)		
Tax effect of items constituting deferred tax liabilities		
Unrealised gain on securities carried at fair value through other comprehensive income	88,849.64	1,02,801.50
	88,849.64	1,02,801.50
Tax effect of items constituting deferred tax assets		
Property, plant and equipment, intangible assets	0.63	0.61
Provision for compensated absences, gratuity and other employee benefits		-
Impact on Ind AS 116	1.22	0.33
	1.85	0.94
Deferred tax liabilities (net)	88,847.79	1,02,800.56
Reconciliation		
Particulars	For the Year ended 31st March, 2025	For the Year ended 31st March, 2024
Opening Balance of Deferred tax	(1,02,800.56)	(97,466.45)
Credit / (Charge) to Profit & Loss/ retained earnings	0.92	(0.14)
Recognised in/ reclassified from other comprehensive income	13,951.85	(5,333.97)
Closing balance of Deferred tax	(88,847.79)	(1,02,800.56)



SATTVA HOLDING AND TRADING PRIVATE LIMITED			
NOTES TO FINANCIAL STATEMENTS FOR THE YEAR ENDED 31ST MARCH, 2025.			
(Currency: INR in Lakhs)			
		For the Year ended 31st March, 2025	For the Year ended 31st March, 2024
4 Earnings per share ('EPS')			
The computation of EPS is given below :			
Profit after tax		9,010.53	6,149.50
Weighted average number of equity shares outstanding during the year (in units)		20,50,000	20,50,000
Basic EPS of face value INR 10 each (in INR)		439.54	299.98
Diluted Weighted average number of equity shares outstanding		20,50,000	20,50,000
Diluted EPS of face value INR 10 each (in INR)		439.54	299.98
5 Contingent liabilities (to the extent not provided for)			
There is no contingent liability as at 31st Mar, 2025 (31st March, 2024: INR Nil)			
6 Capital commitments (to the extent not provided for)			
There are no contracts in capital account to be executed and not provided for as at 31st March, 2025 (31st March, 2024: INR Nil)			
7 There are no long term contracts, including derivative contract, for which there were any material foreseeable losses.			
8 Operating leases - Ind AS 116			
Assets taken on Lease :			
Maturity Analysis of Lease Liabilities			
The Company has taken office premises on operating lease.			
		As at 31st March, 2025	As at 31st March, 2024
Contractual undiscounted cash flows			
In less than a year		20.16	19.20
In 1 year to 5 years		43.32	63.48
In more than 5 years		-	-
Total undiscounted lease liabilities		63.48	82.68
Lease liabilities included in the statement of financial position at 31st			
Current		15.72	13.42
Non-current		39.37	55.08
Amount recognised in profit or loss			
Interest on lease liabilities		5.78	1.70
Expenses relating to leases		18.15	8.67
		23.93	10.37



SATTVA HOLDING AND TRADING PRIVATE LIMITED		
NOTES TO FINANCIAL STATEMENTS FOR THE YEAR ENDED 31ST MARCH, 2025.		
(Currency: INR in Lakhs)		
9 Employee retirement benefits		
A. Defined contribution plans		
The Company does not have any defined contribution plans.		
B. Defined benefit plan		
Retirement Gratuity (Unfunded)		
The Company has a defined benefit gratuity plan in India (unfunded). The company's defined benefit gratuity plan is a final salary plan for employees. Gratuity is paid from company as and when it becomes due and is paid as per company scheme for Gratuity.		
The Company accounts for the liability for gratuity benefits payable in the future based on an actuarial valuation. The following tables summarise the components of net benefit expense recognised in the statement of profit or loss and the amounts recognised in the balance sheet for the respective plans:		
	31ST MARCH, 2025	31ST MARCH, 2024
Principal actuarial assumptions at the balance sheet date :		
Mortality table	Indian Assured Lives Mortality (2012-14) Urban	Indian Assured Lives Mortality (2012-14) Urban
Discount rate	6.61%	7.19%
Salary escalation (p.a.)	10.00%	10.00%
Employee attrition rate	10.00%	10.00%
Changes in the defined benefit obligation :		
Opening defined benefit obligation	9.61	8.53
Current service cost	1.48	2.38
Past service cost	(1.60)	-
Liability Transferred In/ Acquisitions	-	-
Interest on defined benefit obligation	0.69	0.63
Benefits paid directly by employer	-	-
Remeasurements due to:		
Actuarial loss / (gain) arising from changes in financial assumptions	0.38	0.10
Actuarial loss / (gain) arising from changes in demographic assumptions	-	-
Actuarial loss / (gain) arising on account of experience changes	(0.76)	(2.03)
Closing defined benefit obligation	9.80	9.61
Change in fair value of plan assets :		
Opening fair value of plan assets	-	-
Contribution by employer	-	-
Interest on plan asset	-	-
Remeasurements due to:		
Actual return on plan assets less interest on plan assets	-	-
Benefits paid	-	-
Fair value of plan assets as at end of the year	-	-
Amount recognised in Balance Sheet :		
Present value of funded defined benefit obligation	(9.80)	(9.61)
Fair value of plan assets	-	-
Net liability recognised in Balance Sheet	(9.80)	(9.61)
Profit and loss account expense :		
Current service cost	1.48	2.38
Past service cost	-1.60	-
Interest on net defined liability	0.69	0.63
Total expense charged to profit and loss account	0.57	3.01



SATTVA HOLDING AND TRADING PRIVATE LIMITED		
NOTES TO FINANCIAL STATEMENTS FOR THE YEAR ENDED 31ST MARCH, 2025.		
(Currency: INR in Lakhs)		
Amount recorded in Other Comprehensive Income (OCI)	31ST MARCH, 2025	31ST MARCH, 2024
Remeasurements during the period due to:		
Changes in financial assumptions	0.38	0.10
Changes in demographic assumptions	-	-
Experience adjustments	-	-2.03
Actual return on plan assets less return on plan assets	-	-
Amount recognised in OCI	0.38	-1.93
Category of Assets		
Investments quoted in active market	-	-
Unquoted investments :		
Insurer managed funds	-	-
Sensitivity Analysis :		
Projected Benefit Obligation on Current Assumptions	9.80	9.61
Delta Effect of +1% Change in Rate of Discounting	(0.63)	(0.62)
Delta Effect of -1% Change in Rate of Discounting	0.72	0.72
Delta Effect of +1% Change in Rate of Salary Increase	0.50	0.69
Delta Effect of -1% Change in Rate of Salary Increase	(0.57)	(0.62)
Delta Effect of +1% Change in Rate of Employee Turnover	(0.15)	(0.14)
Delta Effect of -1% Change in Rate of Employee Turnover	0.16	0.15
<p>The sensitivity analysis have been determined based on reasonably possible changes of the respective assumptions occurring at the end of the reporting period, while holding all other assumptions constant.</p> <p>The sensitivity analysis presented above may not be representative of the actual change in the projected benefit obligation as it is unlikely that the change in assumptions would occur in isolation of one another as some of the assumptions may be correlated.</p> <p>Furthermore, in presenting the above sensitivity analysis, the present value of the projected benefit obligation has been calculated using the projected unit credit method at the end of the reporting period, which is the same method as applied in calculating the projected benefit obligation as recognised in the balance sheet.</p> <p>There are no change in the methods and assumptions used in preparing the sensitivity analysis from prior years.</p>		
<p>Projected Plan Cash Flow :</p> <p>The table below shows the expected cash flow profile of the benefits to be paid to the current membership of the plan based on past service of the employees as at the valuation date :</p>		
Maturity Profile		
Expected benefits for year 1	0.76	0.79
Expected benefits for year 2	0.85	2.34
Expected benefits for year 3	0.84	0.61
Expected benefits for year 4	0.85	0.60
Expected benefits for year 5	0.84	0.71
Sum of Expected benefits for year 6 to year 10	4.72	3.00
Sum of Expected benefits for year 11 and above	8.17	10.39
<p>The weighted average duration to the payment of these cash flows is 10 years.</p>		
<p>Risk Associated with Defined Benefit Plan</p> <p>Gratuity is a defined benefit plan and the Company is exposed to the Following Risks :</p>		
<p>Interest Rate Risk : A fall in the discount rate which is linked to the Government Securities Rate will increase the present value of the liability requiring higher provision.</p>		
<p>Salary Risk : The present value of the defined benefit plan liability is calculated by reference to the future salary of members. As such an increase in the salary of members more than assumed level will increase the plan's liability.</p>		
<p>Asset Liability Matching Risk: The plan faces the ALM risk as to the matching cash flow. Company has to manage pay-out based on pay as you go basis from own funds.</p>		
<p>Mortality risk : Since the benefits under the plan is not payable for life time and payable till retirement age only, plan does not have any longevity risk.</p>		
<p>During the year, there were no plan amendments, curtailments and settlements.</p>		
<p>C. Other long term benefits</p> <p>1) Amount recognised as a liability in respect of compensated absences as per actuarial valuation as on 31st March, 2025 is INR 5.36 lakhs. (as on 31st March 2024 is INR 3.52 lakhs).</p>		



SATTVA HOLDING AND TRADING PRIVATE LIMITED

NOTES TO FINANCIAL STATEMENTS FOR THE YEAR ENDED 31ST MARCH, 2025.

(Currency : INR in Lakhs)

10 Related Party Disclosures

(A) Names of related parties and nature of relationship :

i Ultimate Holding company

Mefree LLP

ii Holding company

Rayirth Holding and Trading Company Private Limited

iii Subsidiary

Canes Venatici Trading Private Limited

iv Entities over which the director along with relatives exercise significant influence

Asian Paints Limited

Hitech Specialities Solutions Pvt Limited

v Directors

Mr. Malav A. Dani

Mr. Bomi Chinoy

Mr. Viraf Mehta

Mr Phillie Karkaria

vi Key Management Personnel (KMP)

Mr. Percy Jal Dajee - Chief Executive Officer & Chief Financial Officer

Mrs. Hetali Mehta - Company Secretary (up to 31st March 2025)

Note:

Related Party Relationships, other than between a Parent and its subsidiaries, are disclosed only where the Company has transactions with those parties during the year / previous year.

(B) Related Party Transactions :

Particulars	Entities over which the director along with relatives exercise significant influence		Directors		Key Management Personnel (KMP)	
	24-25	23-24	24-25	23-24	24-25	23-24
Dividend received						
Asian Paints Limited	17,751.70	14,464.34				
Directors Remuneration						
Viraf Mehta			35.84	32.00		
Directors' Sitting Fees						
Mr Ashwin Nagarwadia				0.35		
Mr Bomi Chinoy			2.35	1.75		
Mr Malav Dani			2.75	1.75		
Mr Phillie Karkaria			2.75	1.75		
Loan Repaid to						
Mr. Malav Dani			-	1,465.00		
Interest on loan taken from						
Mr. Malav Dani			-	24.36		
Lease rent paid						
Hitech Specialities Solutions Pvt Limited	22.68	21.67				
Dividend paid						
Rayirth Holding & Trading Company Pvt Ltd	410.00	-				
Remuneration *						
Mr. Percy Jal Dajee					25.72	21.63
Mrs Hetali Mehta (31st March 2025)					12.50	14.41
Balances Outstanding as at 31st March 2025						
Lease Deposits Given						
Hitech Specialities Solutions Pvt Ltd	18.00	18.00				

Notes :

* Remuneration does not include benefits arising on account of gratuity / compensated absences as these benefits are determined at a Company level.

During the year, there was no material transaction with any related parties as per the Related Party Transactions Policy of the Company and all the related party transactions entered into by the Company were in the ordinary course of business and on an arm's length basis.



SATVA HOLDING AND TRADING PRIVATE LIMITED
NOTES TO FINANCIAL STATEMENTS FOR THE YEAR ENDED 31ST MARCH, 2025.

(Currency: INR in Lakhs)

11 Maturity analysis of assets and liabilities

The table below shows an analysis of assets and liabilities analysed according to when they are expected to be recovered or settled.

Particulars	As at March 31, 2025			As at March 31, 2024		
	Within 12 months	After 12 months	Total	Within 12 months	After 12 months	Total
Financial Assets						
Cash and cash equivalents	89.99	-	89.99	1.76	-	1.76
Bank Balance other than cash and cash equivalents	1,740.51	0.55	1,741.06	1,846.38	160.14	2,006.52
Investments	53,500.00	12,28,924.01	12,82,424.01	61,100.00	14,98,612.07	15,59,712.07
Other financial assets	-	18.88	18.88	-	17.23	17.23
Non-financial assets						
Current tax assets (net)	-	-	-	108.43	-	108.43
Property Plant and Equipments	-	1.50	1.50	-	2.52	2.52
Right of use assets	-	54.43	54.43	-	72.58	72.58
Other Intangible assets	0.84	-	0.84	0.06	0.01	0.07
Total Assets	55,331.34	12,28,999.37	12,84,330.71	63,056.63	14,98,864.55	15,61,921.18
Financial Liabilities						
Trade payables						
(i) total outstanding dues of micro enterprises and small enterprises	13.63	-	13.63	4.67	-	4.67
(ii) total outstanding dues of creditors other than micro enterprises and small enterprises	10.64	-	10.64	10.55	-	10.55
Borrowings (Other than Debt Securities)	53,780.39	-	53,780.39	62,683.14	-	62,683.14
Other Financial Liabilities	25.23	39.37	64.60	13.42	55.09	68.51
Non-financial liabilities						
Current Tax Liabilities	4.97	-	4.97	-	-	-
Provisions	17.47	-	17.47	13.52	-	13.52
Deferred Tax Liabilities (net)	-	88,847.79	88,847.79	-	1,02,800.56	1,02,800.56
Other non-financial liabilities	96.00	-	96.00	109.71	-	109.71
Total Liabilities	53,948.34	88,887.16	1,42,835.49	62,835.02	1,02,855.65	1,65,690.66



SATTVA HOLDING AND TRADING PRIVATE LIMITED
NOTES TO FINANCIAL STATEMENTS FOR THE YEAR ENDED 31ST MARCH, 2025.

(Currency: INR in Lakhs)

12 Disclosure on Financial Instruments

A. Accounting classification and fair values

The following tables presents the carrying value and fair value of each category of financial assets and liabilities as at March 31, 2025 and March 31, 2024

As at 31st March, 2025

Particulars	Financial instruments at cost	Financial instruments at amortised cost	Equity Investments - Fair value through other comprehensive income	Total
Financial Assets				
Cash and cash equivalents	-	89.99	-	89.99
Bank Balance other than cash and cash equivalents	-	1,741.06	-	1,741.06
Investments	1.00	-	12,82,423.01	12,82,424.01
Other financial assets	-	18.88	-	18.88
Total	1.00	1,849.93	12,82,423.01	12,84,273.94
Financial Liabilities				
Trade payables				
(i) total outstanding dues of micro enterprises and small enterprises	-	13.63	-	13.63
(ii) total outstanding dues of creditors other than micro enterprises and small enterprises	-	10.64	-	10.64
Borrowings (Other than Debt Securities)	-	53,780.39		53,780.39
Lease Liabilities	-	55.09		
Other Financial Liabilities	-	9.51	-	9.51
Total	-	53,869.26	-	53,869.26

As at 31st March, 2024

Particulars	Financial instruments at cost	Financial instruments at amortised cost	Equity Investments - Fair value through other comprehensive income	Total
Financial Assets				
Cash and cash equivalents	-	1.76	-	1.76
Bank Balance other than cash and cash equivalents	-	2,006.52	-	2,006.52
Investments	1.00	-	15,59,711.07	15,59,712.07
Other financial assets	-	17.29	-	17.29
Total	1.00	2,025.57	15,59,711.07	15,61,737.64
Financial Liabilities				
Trade payables				
(i) total outstanding dues of micro enterprises and small enterprises	-	4.67	-	4.67
(ii) total outstanding dues of creditors other than micro enterprises and small enterprises	-	10.55	-	10.55
Borrowings (Other than Debt Securities)	-	62,683.14		62,683.14
Other Financial Liabilities	-	68.51	-	68.51
Total	-	62,766.87	-	62,766.87



SATTVA HOLDING AND TRADING PRIVATE LIMITED
NOTES TO FINANCIAL STATEMENTS FOR THE YEAR ENDED 31ST MARCH, 2025.

(Currency: INR in Lakhs)

B. Fair Value Hierarchy

The fair value hierarchy is based on inputs to valuation techniques that are used to measure fair value that are either observable or unobservable and consist of the following three levels:

Level 1 - Quoted prices in an active market: This level of hierarchy includes financial assets and liabilities that are measured by reference to quoted prices (unadjusted) in active markets for identical assets or liabilities.

Level 2 - Valuation techniques with observable inputs: This level of hierarchy includes financial assets and liabilities, measured using inputs other than quoted prices included within Level 1 that are observable for the asset or liability, either directly (i.e.; as prices) or indirectly (i.e.; derived from prices).

Level 3 - Valuation techniques with significant unobservable inputs: This level of hierarchy includes financial assets and liabilities measured using inputs that are not based on observable market data (unobservable inputs). Fair values are determined in whole or in part, using a valuation model based on assumptions that are neither supported by prices from observable current market transactions in the same instrument nor are they based on available market data.

The following table summarises financial assets measured at fair value on a recurring basis and financial assets that are not measured at fair value on a recurring basis:

As at March 31, 2025

	Level 1	Level 2	Level 3
Financial Assets			
Investments in equity instruments	12,82,423.01	-	-
	12,82,423.01	-	-

As at March 31, 2024

	Level 1	Level 2	Level 3
Financial Assets			
Investments in equity instruments	15,59,711.07	-	-
	15,59,711.07	-	-

The following table shows the valuation techniques used in measuring Level 1, Level 2 and Level 3 fair values for financial instruments measured at fair value in the balance sheet, as well as the significant unobservable inputs used.

Type	Valuation technique
Investments in equity instruments	Published Market Value

There have been no transfers between Level 1 and Level 2 for the years ended 31st March, 2025 and 31st March, 2024.



SATTVA HOLDING AND TRADING PRIVATE LIMITED				
NOTES TO FINANCIAL STATEMENTS FOR THE YEAR ENDED 31ST MARCH, 2025.				
(Currency: INR in Lakhs)				
13 Financial instruments and associated risks				
The Company has exposure to the following risks from its use of financial instruments:				
<ul style="list-style-type: none"> • Credit risk • Liquidity risk • Market risk • Interest Rate Risk 				
The Company has a risk management framework which not only covers the market risks but also other risks associated with the financial assets and liabilities such as interest rate risks and credit risks.				
The risk management framework is approved by the Board of Directors. The risk management framework aims to:				
(i) create a stable business planning environment by reducing the impact of interest rate fluctuations on the Company's business plan.				
(ii) achieve greater predictability to earnings by determining the financial value of the expected earnings in advance.				
Credit Risk:				
Credit risk is the risk of financial loss to the company if a counter-party fails to meet its contractual obligations.				
Trade receivables				
Credit risk with respect to trade receivables is limited, since the trade receivables amount is NIL.				
Cash and cash equivalents				
The company holds cash and cash equivalents of INR 89.99 lakhs as at 31 March 2025 (31 March 2024: INR 1.76 lakhs). The credit worthiness of such banks and financial institutions is evaluated by the management on an ongoing basis and is considered to be good.				
Bank Balance other than cash and cash equivalents				
The company holds bank balance other than cash and cash equivalents of INR lakh 1741.06 has as at 31 March 2025 (31 March 2024: 2006.49 INR lakhs). The credit worthiness of such banks and financial institutions is evaluated by the management on an ongoing basis and is considered to be good.				
Liquidity Risk:				
Liquidity risk is the risk that the Company will not be able to meet its financial obligations as they become due. The Company manages its liquidity risk by ensuring, as far as possible, that it will always have sufficient liquidity to meet its liabilities when due, under both normal and stressed conditions, without incurring unacceptable losses or risk to the Company's reputation.				
Market Risk:				
Market risk is the risk that the fair value of future cash flows of a financial instrument will fluctuate because of changes in market prices. In the case of the Company, market risk primarily impacts financial instruments measured at fair value through profit or loss.				
Interest Rate Risk:				
Interest rate risk is the risk that the fair value or future cash flows of a financial instrument will fluctuate because of changes in market interest rates. The Company does not have exposure to the risk of changes in market interest rate as it has debt obligations with fixed interest rates which are measured at amortised cost.				
14 Disclosure required as per Reserve Bank of India Notification No. DOR (NBFC).CC.PD.No.109/22.10.106/2019-20 dated March 13, 2020				
The Company does not have any loan assets as on 31st March 2025 and hence no disclosure applicable thereto.				
Disclosure required as per Reserve Bank of India Master Direction – Core Investment Companies (Reserve Bank) Directions, 2016				
Public disclosure on liquidity risk				
(i) Funding Concentration based on significant counterparty (both deposits and borrowings)				
As At 31st Mar, 2025				
Sr. No.	No. of significant Counter Parties	Amount (INR in Lakh)	% of Total Deposits	% of Total Liabilities
1	5	53,780.39	-	37.65%
	TOTAL	53,780.39	-	37.65%
As At 31st March, 2024				
Sr. No.	No. of significant Counter Parties	Amount (INR in Lakh)	% of Total Deposits	% of Total Liabilities
1	6	61,384.63	-	37.05%
	TOTAL	61,384.63	-	37.05%
Note:				
- A "Significant counterparty" is defined as a single counterparty or group of connected or affiliated counterparties accounting in aggregate for more than 1% of the NBFC-NDSI's, NBFC-Ds total liabilities and 10% for other non-deposit taking NBFCs.				
- Total Liabilities has been computed as Total Assets less Equity share capital less Reserve & Surplus and computed basis extant regulatory ALM guidelines.				



SATTVA HOLDING AND TRADING PRIVATE LIMITED

NOTES TO FINANCIAL STATEMENTS FOR THE YEAR ENDED 31ST MARCH, 2025.

(Currency: INR in Lakhs)

(ii) Top 20 large deposits (amount in ₹ Lakh and % of total deposits) - Not Applicable Since the company is Non deposit Accepting Core Investment Company
As At 31st Mar, 2025

	Amount (INR in Lakh)	% of Total Borrowings	% of Total Borrowings
		As at 31st March, 2025	As at 31st March, 2024
	Nil	Nil	Nil

(iii) Top 10 borrowings (amount in ₹ lakh and % of total borrowings)

significant Counter	Name of the parties	Amount (INR in Lakh)	% of Total Borrowings
1	Lender 1	21,000.00	39.05%
2	Lender 2	10,070.71	18.73%
3	Lender 3	12,636.87	23.50%
4	Lender 4	5,572.81	10.36%
5	Lender 5	4,500.00	8.37%
		53,780.39	100.00%

(iv) Funding Concentration based on significant instrument/product

Sr. No.	Name of the instrument/ product	Amount (INR in Lakh)	% of Total Borrowings
a	Borrowings from Financial Institutions	53,780.39	100.00%
		53,780.39	100.00%

Note:

- A "significant instrument/product" is defined as a single instrument/product or group of similar instruments/products which in aggregate amount to more than 1% of the NBFC-NDSI's, NBFC-Ds total liabilities and 10% for other non-deposit taking NBFCs.

Stock Ratios:

Sr. No.	Particulars	Ratios		
		Public funds	Total Liabilities	Total Assets
1	Commercial papers as a % of	Nil	Nil	Nil
2	Non-convertible debentures (original	Nil	Nil	Nil
3	Other short-term liabilities, if any as a % of Total Borrowing	100.31%	37.77%	4.20%

Note: Short term liabilities include financial liabilities and non-financial liabilities with maturity pattern of less than one year.

Debt Securities and other borrowings have been classified as per the residual period for the earliest exercise date of the Put/Call option.

Institutional set-up of liquidity risk management.

The Board of Directors of the Company has constituted the Asset Liability Management Committee and the Risk Management Committee. The Asset Liability Management Committee is supported by Asset Liability Management Support Group to analyse, monitor and report the liquidity risk profile to the Asset Liability Management Committee.

The Asset Liability Management Committee reviews the liquidity risk management, funding and capital planning, analyzing different scenarios and preparation of contingency plans. Further, the Risk Management Committee monitors and measures the risk profile of the Company.

The Company manages liquidity risk in accordance with the Company's Asset Liability Management Policy. The Company manages liquidity risk by maintaining sufficient cash surplus and by keeping adequate amount of committed credit lines to meet its repayment obligations.



SATTVA HOLDING AND TRADING PRIVATE LIMITED
NOTES TO FINANCIAL STATEMENTS FOR THE YEAR ENDED 31ST MARCH, 2025.

(Currency: INR in Lakhs)

15 Disclosure required as per Reserve Bank of India Master Direction – Core Investment Companies (Reserve Bank) Directions, 2016 (continued)

The Company is Core Investment Company- Non Deposit taking –Systemically Important (CIC-ND-SI) Company having Certificate of Registration (CoR) bearing registration no. N-13.02355 since 21st June 2019.

The other disclosures which are required as per Master Direction- Core Investment Companies (Reserve Bank) Directions, 2016 are as follows:

Sr. No.	Particulars	Amount Outstanding	Amount Overdue	Amount Outstanding	Amount Overdue
		As at 31st March, 2025		As at 31st March, 2024	
	LIABILITIES:				
1	Loans and Advances availed by the CIC inclusive of interest accrued thereon but not paid:-				
(a)	Debentures				
	Secured	-	-	-	-
	Unsecured	-	-	-	-
	(Other than falling within the meaning of public deposits)				
(b)	Deferred Credits	-	-	-	-
(c)	Term Loans	-	-	-	-
(d)	Inter-corporate loans and borrowing	53,780.39	-	61,384.63	-
(e)	Commercial Paper	-	-	-	-
(f)	Other Loans	-	-	-	-
	(i) Loan from Director	-	-	-	-
	(ii) (Overdraft Facility - secured)	-	-	1,298.51	-
Sr. No.	Particulars	Amount Outstanding		Amount Outstanding	
		As at 31st March, 2025		As at 31st March, 2024	
	ASSETS SIDE:				
2	Break-up of Loans and Advances including bills receivable (other than those included in (4) below):				
(a)	Secured	-	-	-	-
(b)	Unsecured	-	-	-	-
	- Loan given	-	-	-	-
3	Break-up of Leased Assets and stock on hire and other assets counting towards asset financing activities				
(i)	Lease assets including lease rentals under sundry debtors:				
	(a) Financial Lease	-	-	-	-
	(b) Operating Lease	-	-	-	-
(ii)	Stock on hire including hire charges under sundry debtors:				
	(a) Assets on hire	-	-	-	-
	(b) Repossessed Assets	-	-	-	-
(iii)	Other loans counting towards asset financing activities				
	(a) Loans where assets have been repossessed	-	-	-	-
	(b) Loans other than (a) above	-	-	-	-
4	Break-up of Investments:				
	<u>Current Investments :</u>				
1	Quoted:				
	(i) Shares : (a) Equity				
	(b) Preference	-	-	-	-
	(ii) Debentures and Bonds	-	-	-	-
	(iii) Units of mutual funds	-	-	-	-
	(iv) Government Securities	-	-	-	-
	(v) Others (Please specify)	-	-	-	-
2	Unquoted:				
	(i) Shares : (a) Equity				
	(b) Preference	-	-	-	-
	(ii) Debentures and Bonds	-	-	-	-
	(iii) Units of mutual funds	-	-	-	-
	(iv) Government Securities	-	-	-	-
	(v) Others (Please specify)	-	-	-	-
	<u>Long Term Investments:</u>				
1	Quoted:				
	(i) Shares : (a) Equity				
	Asian Paints Limited	12,82,423.01		15,59,711.07	
	(b) Preference	-	-	-	-
	(ii) Debentures and Bonds	-	-	-	-
	(iii) Units of mutual funds	-	-	-	-
	(iv) Government Securities	-	-	-	-
	(v) Others (Please specify)	-	-	-	-
2	Unquoted:				
	(i) Shares : (a) Equity				
	Canes Venatici Trading Private Limited (Subsidiary)	1.00		1.00	
	(b) Preference	-	-	-	-
	(ii) Debentures and Bonds	-	-	-	-
	(iii) Units of mutual funds	-	-	-	-
	(iv) Government Securities	-	-	-	-
	(v) Others (Please specify)	-	-	-	-



SATTVA HOLDING AND TRADING PRIVATE LIMITED

NOTES TO FINANCIAL STATEMENTS FOR THE YEAR ENDED 31ST MARCH, 2025.

(Currency: INR in Lakhs)

5 Borrower group-wise classification of assets financed as in (2) and (3) above:				
Sr. No.	Category	As at 31st March, 2025		
		Amount net of Provisions		
		Secured	Unsecured	Total
1	Related Parties	-	-	-
	(a) Subsidiaries	-	-	-
	(b) Companies in the same group	-	-	-
	(c) Other related parties	-	-	-
2	Other than related parties	-	-	-
	Total	-	-	-

As at 31st March, 2024				
Sr. No.	Category	Amount net of Provisions		
		Secured	Unsecured	Total
1	Related Parties	-	-	-
	(a) Subsidiaries	-	-	-
	(b) Companies in the same group	-	-	-
	(c) Other related parties	-	-	-
2	Other than related parties	-	-	-
	Total	-	-	-

6 Investor group-wise classification of all investments (current and non-current) in shares and securities (both quoted and unquoted):					
Sr. No.	Category	Market Value / Break up or fair value or NAV	Book Value (cost) (Net of Provision)	Market Value / Break up or fair value or NAV	Book Value (cost) (Net of Provision)
		As at 31st March, 2025		As at 31st March, 2024	
1	Related Parties	1.00	1.00	1.00	1.00
	(a) Subsidiaries	12,82,423.01	1,02,618.71	15,59,711.07	1,02,618.71
	(b) Companies in the same group	-	-	-	-
	(c) Other related parties	-	-	-	-
2	Other than related parties	-	-	-	-
	Total	12,82,424.01	1,02,619.71	15,59,712.07	1,02,619.71

7 Other information			
Sr. No.	Particulars	Amount Outstanding	Amount Outstanding
		As at 31st March, 2025	As at 31st March, 2024
(i)	Gross Non-Performing Assets	-	-
	(a) Related Parties	-	-
	(a) Other than related parties	-	-
(ii)	Net Non-Performing Assets	-	-
	(a) Related Parties	-	-
	(a) Other than related parties	-	-
(iii)	Assets acquired in satisfaction of debt	-	-



SATTVA HOLDING AND TRADING PRIVATE LIMITED

NOTES TO FINANCIAL STATEMENTS FOR THE YEAR ENDED 31ST MARCH, 2025.

(Currency: INR in Lakhs)

16 Disclosure required as per Reserve Bank of India Master Direction – Core Investment Companies (Reserve Bank) Directions, 2016 (continued)

1 Components of Adjusted Net Worth (ANW) and other related information

	As at 31st March, 2025	As at 31st March, 2024
i) ANW as a % of Risk Weighted Assets	104%	109%
Adjusted Net Worth (ANW)	6,78,709.83	8,34,335.41
Risk Weighted Assets*	6,54,220.22	7,67,262.61
Based on RBI Clarification on calculation of ANW and RWA vide its e-mail dated July 4, 2023, 50% of Unrealized Gains on Investments has been excluded from Adjusted Net worth and have also been reduced from Risk weighted assets.		
ii) unrealized appreciation in the book value of quoted investments	12,56,448.89	15,84,937.44
iii) diminution in the aggregate book value of quoted investments	NIL	NIL
iv) Leverage Ratio	0.21	0.20
Outside Liabilities*	1,42,835.49	1,65,690.66
Adjusted Net Worth (ANW)	6,78,709.83	8,34,335.41

* Outside liability includes deferred tax liability of Rs.88,847.79 lakhs (PY- Rs. 102,800.56 lakhs) mainly on unrealised appreciation on quoted investments

2 Investment in other CICs

	As at 31st March, 2025	As at 31st March, 2024
a) Total amount representing any direct or indirect capital contribution made by one CIC in another CIC (including name of CICs)	NIL	NIL
b) Number of CICs with their names wherein the direct or indirect capital contribution exceeds 10% of Owned Funds	NIL	NIL
c) Number of CICs with their names wherein the direct or indirect capital contribution is less than 10% of Owned Funds	NIL	NIL

3 Off Balance Sheet Exposure

	As at 31st March, 2025	As at 31st March, 2024
i) Off balance sheet exposure	NIL	NIL
ii) Financial Guarantee as a % of total off-balance sheet exposure	NIL	NIL
iii) Non-Financial Guarantee as a% of total off-balance sheet exposure	NIL	NIL
iv) Off balance sheet exposure to overseas subsidiaries	NIL	NIL
v) Letter of Comfort issued to any subsidiary	NIL	NIL

4 Investments

	As at 31st March, 2025	As at 31st March, 2024
(1) Value of Investments		
(i) Gross Value of Investments		
(a) In India	12,82,424.01	15,59,712.07
(b) Outside India,	NIL	NIL
(ii) Provisions for Depreciation		
(a) In India	NIL	NIL
(b) Outside India,	NIL	NIL
(iii) Net Value of Investments		
(a) In India	12,82,424.01	15,59,712.07
(b) Outside India.	NIL	NIL
(2) Movement of provisions held towards depreciation on investments.		
(i) Opening balance	NIL	NIL
(ii) Add : Provisions made during the year	NIL	NIL
(iii) Less : Write-off / write-back of excess provisions during the year	NIL	NIL
(iv) Closing balance	NIL	NIL



SATTVA HOLDING AND TRADING PRIVATE LIMITED

NOTES TO FINANCIAL STATEMENTS FOR THE YEAR ENDED 31ST MARCH, 2025.

(Currency: INR in Lakhs)

5 Business Ratios

	As at 31st March, 2025	As at 31st March, 2024
Return on Equity (RoE)	0.79%	0.44%
Return on Assets (RoA)	0.70%	0.39%
Net profit per employee (in Lakhs)	1,126.32	878.50

6 Provisions and Contingencies

Provisions and Contingencies shall be presented as under:

	As at 31st March, 2025	As at 31st March, 2024
Break up of 'Provisions and Contingencies' shown under the Profit and Loss Account		
Provisions for depreciation on Investment	NA	NA
Provision towards NPA	NA	NA
Provision made towards Income tax	3,575.00	2,806.10
Other Provision and Contingencies (with details)	NA	NA
Provision for Standard Assets	NA	NA

7 Concentration of NPAs

	(Amount in crore)	Exposure as a % of total assets
Total Exposure to top five NPA accounts	NA	NA

8 Overseas Assets (for those with Joint Ventures and Subsidiaries abroad)

Not applicable, as company does not have any joint venture and subsidiaries abroad.

Name of the Joint Venture/ Subsidiary	Other Partner in the JV	Country	Total Assets
Not applicable	Not applicable	Not applicable	Not applicable



SATTVA HOLDING AND TRADING PRIVATE LIMITED
NOTES TO FINANCIAL STATEMENTS FOR THE YEAR ENDED 31ST MARCH, 2025

(Currency: INR in Lakhs)

17 Asset Liability Management

Maturity pattern of assets and liabilities as at 31st March, 2025

Particulars	1 day to 7 days	8 days to 14 days	15 days to 30 days	Over 1 month and upto 2 months	Over 2 months and upto 3 months	Over 3 months and upto 6 months	Over 6 months and upto 1 year	Over 1 year and upto 3 years	Over 3 and upto 5 years	Over 5 years	Total
Liabilities (L)	25.54	0.34	269.09	4,607.89	20,001.27	12,603.88	16,440.84	39.37	-	12,30,342.51	12,84,330.73
Capital Funds (Equity and Reserves)	-	-	-	-	-	-	-	-	-	11,41,494.41	11,41,494.41
Borrowings (Other than Debt Securities)	-	-	173.79	4,606.62	20,000.00	12,600.00	16,400.00	-	-	-	53,780.41
Trade Payables	24.28	-	-	-	-	-	-	-	-	-	24.28
Other Financial & Non-Financial Liabilities	1.26	0.34	95.30	1.27	1.27	3.88	22.86	39.37	-	88,848.10	89,013.65
Provisions	-	-	-	-	-	-	17.98	-	-	-	17.98
Assets (A)	825.84	-	-	4,502.38	20,000.00	13,104.07	16,900.09	18.41	0	12,28,979.94	12,84,330.73
Cash and cash equivalents	89.99	-	-	-	-	-	-	-	-	-	89.99
Bank Balance other than cash and cash equivalents	735.85	-	-	1.06	-	504.07	500.09	0.55	-	-	1,741.62
Investments	-	-	-	4,500.00	20000	12,600.00	16,400.00	-	-	12,28,924.01	12,82,424.01
Other Financial & Non financial assets	-	-	-	1.32	-	-	-	17.86	-	-	19.18
Property, Plant and Equipment	-	-	-	-	-	-	-	-	-	1.49	1.49
Right of use assets	-	-	-	-	-	-	-	-	-	54.43	54.43
Other intangible assets	-	-	-	-	-	-	-	-	-	0.01	0.01

Maturity pattern of certain items of assets and liabilities as at 31st March, 2024

Particulars	1 day to 7 days	8 days to 14 days	15 days to 30 days	Over 1 month and upto 2 months	Over 2 months and upto 3 months	Over 3 months and upto 6 months	Over 6 months and upto 1 year	Over 1 year and upto 3 years	Over 3 and upto 5 years	Over 5 years	Total
Liabilities (L)	1,375.05	-	104.47	591.09	25,140.21	18,103.32	17,520.87	33.96	21.13	14,99,031.08	15,61,921.18
Capital Funds (Equity and Reserves)	-	-	-	-	-	-	-	-	-	13,96,230.52	13,96,230.52
Borrowings (Other than Debt Securities)	1,358.76	-	-	585.26	25,139.12	18,100.00	17,500.00	-	-	-	62,683.14
Trade Payables	15.22	-	-	-	-	-	-	-	-	-	15.22
Other Financial & Non-Financial	1.07	-	104.47	5.83	1.09	3.32	20.87	33.96	21.13	1,02,800.56	1,02,992.30
Provisions	-	-	-	-	-	-	-	-	-	-	-
Assets (A)	1401.76	-	105.00	592.11	25,144.00	18,100.00	17,730.49	160.65	-	14,98,687.17	15,61,921.18
Cash and cash equivalents	1.76	-	-	-	-	-	-	-	-	-	1.76
Bank Balance other than cash and cash equivalents	1,400.00	-	105.00	92.02	144.00	-	105.36	160.14	-	-	2,006.52
Investments	-	-	-	500.00	25,000.00	18,100.00	17,500.00	-	-	14,98,612.06	15,59,712.06
Other Financial & Non financial	-	-	-	0.09	-	-	125.13	0.51	-	-	125.73
Property, Plant and Equipment	-	-	-	-	-	-	-	-	-	2.52	2.52
Right of use assets	-	-	-	-	-	-	-	-	-	72.58	72.58
Other intangible assets	-	-	-	-	-	-	-	-	-	0.01	0.01

Note :

- Debt Securities and other borrowings have been classified as per the residual period for the earliest exercise date of the Put/Call option.
- Investments provided as security have been classified in the same maturity bucket as the respective borrowings to the extent of borrowings/debt securities.

18 Exposure to real estate sector, both direct and indirect :

- The Company has no exposure to real estate sector directly or indirectly in the current and previous year.

19 Registration obtained from other financial sector regulators:

- The Company is registered with following other financial sector regulators [Financial regulators as described by Ministry of Finance].
 - Ministry of Corporate affairs.

20 Disclosure of penalties imposed by RBI and other regulators:

- No penalties were imposed by RBI and other regulations.

21 No Frauds were reported during FY 2024-25 & 2023-24



SATVA HOLDING AND TRADING PRIVATE LIMITED
NOTES TO FINANCIAL STATEMENTS FOR THE YEAR ENDED 31ST MARCH, 2025.

(Currency: INR in Lakhs)

22 Disclosure required as per Reserve Bank of India Master Direction – Annual financial statements of NBFC-BL, NBFC-ML and NBFC-UL

A) Exposure

- 1) Exposure to real estate sector
- 2) Exposure to capital market

NIL

(Amount in ₹ Lakhs)		
Particulars	Current Year	Previous Year
i) Direct investment in equity shares, convertible bonds, convertible debentures and units of equity oriented mutual funds the corpus of which is not exclusively invested in corporate debt *	12,82,423.01	15,59,711.07
ii) Advances against shares / bonds / debentures or other securities or on clean basis to individuals for	Nil	Nil
iii) Advances for any other purposes where shares or convertible bonds or convertible debentures or	Nil	Nil
iv) Advances for any other purposes to the extent secured by the collateral security of shares or	Nil	Nil
v) Secured and unsecured advances to stockbrokers and guarantees issued on behalf of stockbrokers	Nil	Nil
vi) Loans sanctioned to corporates against the security of shares / bonds / debentures or other securities or on clean basis for meeting promoter's contribution to the equity of new companies in anticipation of raising resources	Nil	Nil
vii) Bridge loans to companies against expected equity flows / issues	Nil	Nil
viii) Underwriting commitments taken up by the NBFCs/CICs in respect of primary issue of shares or	Nil	Nil
ix) Financing to stockbrokers for margin trading	Nil	Nil
x) All exposures to Alternative Investment Funds:		
(i) Category I	Nil	Nil
(ii) Category II		
(iii) Category III		
Total exposure to capital market	12,82,423.01	15,59,711.07

*Direct Investments include shares pledged towards borrowings amounting to Rs. 1,74,284.80 Lakhs (Previous year- Rs 1,47,367.32 Lakhs)

3) Sectoral exposure

NIL

4) Intra-group exposures

NIL

5) Unhedged foreign currency exposure

NIL



SATTVA HOLDING AND TRADING PRIVATE LIMITED
NOTES TO FINANCIAL STATEMENTS FOR THE YEAR ENDED 31ST MARCH, 2025.

(Currency: INR in Lakhs)

23 Related Party Disclosure

Related Party/Items	Parent (as per ownership or control)		Key Management Personnel		Directors		Others (Entities over which the director along with relatives exercise significant influence)		Total	
	Current year	Previous year	Current year	Previous year	Current year	Previous year	Current year	Previous year	Current year	Previous year
Borrowings										
Max Outstanding during the year					-	1,575.85			-	1,575.85
Outstanding at the end of the Financial Year					-	-			-	-
Deposits										
Max Outstanding during the year-Hitech Specialities Solutions Ltd										
Outstanding during the year-Hitech Specialities Solutions Ltd							18.00	18.00	18.00	18.00
Investments							18.00	18.00	18.00	18.00
Max. Value of Investments held during Financial Year										
Investments held at the end of the Financial Year							18.53,655.03	19,41,564.28	18,53,655.03	19,41,564.28
Optionally Fully Convertible Debenture (OFCD) Payable to							12,82,423.01	15,39,711.07	12,82,423.01	15,39,711.07
Max Outstanding during the year-Mefree LLP										
Interest Expenses										
Remuneration						24.36				24.36
Mr. Percy Jal Dajce			25.72	21.63					25.72	21.63
Mrs Hetali Mehta			12.50	14.41					12.50	14.41
Dividend Received										
Asian Paints Limited										
Dividend Paid							17,751.70	14,464.34	17,751.70	14,464.34
Rayirth Holding & Trading Pvt Ltd	410.00								410.00	-
Directors' Remuneration										
Mr Viraf Mehta					35.84	32.00			35.84	32.00
Directors' Sitting Fees										
Mr Ashwin Nagarwadia					-	0.35			-	0.35
Mr Bomi Chinoy					2.35	1.75			2.35	1.75
Mr Malay Dani					2.75	1.75			2.75	1.75
Mr Viraf Mehta					-	-			-	-
Mr Phillie Karkaria					2.75	1.75			2.75	1.75
Lease rent paid										
Hitech Specialities Solutions Limited							22.68	21.67	22.68	21.67

24

(a) Disclosure of complaints

- 1) Summary information on complaints received by the NBFCs from Customers and from the Offices of Ombudsman
- 2) Top five grounds of complaints received by the NBFCs from Customers

NIL
NIL
NIL

- (b) Loans to Directors, Senior Officers and relatives of Directors



SATTVA HOLDING AND TRADING PRIVATE LIMITED
NOTES TO FINANCIAL STATEMENTS FOR THE YEAR ENDED 31ST MARCH, 2025.

(Currency: INR in Lakhs)

25 Additional disclosure as required under section 186 of the Companies Act, 2013 and amended clause 34 and 53 of the SEBI (Listing Obligations and Disclosure Requirements) Regulations, 2015.

(a) Details of investments made are given in note 3.3.

(b) There are no loans or guarantee given by the Company in accordance with Section 186 of the Companies Act, 2013 read with rules issued there under.

26 Corporate Social Responsibility (CSR)

As per the provisions of the Section 135 of the Act, Gross amount required to be spent by the Company during the year was INR NIL.

27 Due to micro and small suppliers

Sundry creditors do not include any amount payable to Small Scale Industrial Undertakings and Micro, Small and Medium Enterprises Under the Micro, Small and Medium Enterprises Development Act, 2006, (MSMED) which came into force from 2 October 2006, certain disclosures are required to be made relating to Micro, Small and Medium enterprises. On the basis of the information and records available with the management, the following disclosures are made for the amounts due to the Micro, Small and Medium enterprises, who have registered with the competent authorities.

	31st March, 2025	31st March, 2024
Principal amount remaining unpaid to any supplier as at the year end	Nil	Nil
Interest due thereon	Nil	Nil
Amount of interest paid by the Company in terms of section 16 of the MSMED Act, along with the amount of the payment made to the supplier beyond the appointed day during the accounting year	Nil	Nil
Amount of interest due and payable for the period of delay in making payment (which have been paid but beyond the appointed day during the year) but without adding the interest specified under the MSMED Act	Nil	Nil
Amount of interest accrued and remaining unpaid at the end of the accounting year	Nil	Nil
Amount of further interest remaining due and payable even in the succeeding years, until such date when the interest dues as above are actually paid to the small enterprises, under Section 23 of the MSMED Act	Nil	Nil

28 Capital management

Equity share capital and other equity are considered for the purpose of Company's capital management. The Company manages its capital so as to safeguard its ability to continue as a going concern and to optimise returns to the Shareholders. The capital structure of the Company is based on management's judgement of its strategic and day-to-day needs with a focus on total equity so as to maintain investor, creditors and market confidence. The funding requirements are met through disinvestment and operating cash flows generated. The Company may take appropriate steps in order to maintain, or if necessary adjust, its capital structure.

29 Subsequent events

There are no significant subsequent events that would require adjustments or disclosures in the financial statements as on the balance sheet date.

30 Information regarding the following matters as specified in division III of Schedule III of The Companies Act, 2013.

- (i) The Company does not have any Benami property, where any proceeding has been initiated or pending against the Group for holding any Benami property.
- (ii) The Company does not have any transactions with companies struck off.
- (iii) The Company does not have any charges or satisfaction which is yet to be registered with Registrar of Companies beyond the statutory period as on Balancesheet date.
- (iv) The Company has not traded or invested in Crypto currency or Virtual Currency during the financial year.
- (v) The Company has not advanced or loaned or invested funds to any other person(s) or entity(ies), including foreign entities (Intermediaries) with the understanding that the Intermediary shall:
 - (a) directly or indirectly lend or invest in other persons or entities identified in any manner whatsoever by or on behalf of the company (Ultimate Beneficiaries) or
 - (b) provide any guarantee, security or the like to or on behalf of the Ultimate Beneficiaries.
- (vi) The Company has not received any fund from any person(s) or entity(ies), including foreign entities (Funding Party) with the understanding (whether recorded in writing or otherwise) that the Company shall:
 - (a) directly or indirectly lend or invest in other persons or entities identified in any manner whatsoever by or on behalf of the Funding Party (Ultimate Beneficiaries) or
 - (b) provide any guarantee, security or the like on behalf of the Ultimate Beneficiaries.
- (vii) The Company has not entered into any such transaction which is not recorded in the books of account that has been surrendered or disclosed as income during the year in the tax assessments under the Income Tax Act, 1961 (such as, search or survey or any other relevant provisions of the Income Tax Act, 1961).
- (viii) There are no unspent amounts in respect of ongoing projects, that are required to be transferred to a special account in compliance of provision of sub section (6) of section 135 of Companies Act since Corporate Social Responsibility (CSR) is not applicable to the company.
- (ix) In respect of other than ongoing projects, there are no unspent amounts that are required to be transferred to a fund specified in Schedule VII of the Companies Act (the Act), in compliance with second proviso to sub section 5 of section 135 of the Act since Corporate Social Responsibility (CSR) is not applicable to the company.

31 Additional information pursuant to Schedule III to the Companies Act, 2013, has not been furnished, to the extent not applicable.

32 The financial statements are authorised for issue by the Board of Directors on 23rd May 2025.

As per our report attached
G M KAPADIA & CO.
 Chartered Accountants
 Registration No 104767W

Atul Shah
 Partner
 Membership No 39569

Place: Mumbai
 Date: 23.05.2025

G P KAPADIA & CO.
 Chartered Accountants
 Registration No 104768W

Atul B. Desai
 Partner
 Membership No. 30850

Place: Mumbai
 Date: 23.05.2025

**For and on behalf of the Board of Directors of
 SATTVA HOLDING AND TRADING PRIVATE LIMITED**

Viraf Mehta
 Director
 DIN: 00352598

Harshhika Limbachia
 Company Secretary

Bomi P. Chinoy
 Director
 DIN: 07519315

Perty Jal Dajee
 Chief Executive Officer &
 Chief Financial Officer

